

**ABC**

**Curriculum**

by Susan Ternyey  
Updated June 2019

Curriculum

**VBC**

# Contents

Basic Outline	3
General Materials	4
Shape Patterns	5
Number Patterns	9

	page		page
Day 1—A, alphabet, red . . . . .	11	Day 27—N, nails, numbers, night, clear .	85
Day 2—a, animals, red . . . . .	13	Day 28—n, (finger)nails, clear . . . . .	88
Day 3—B, butterflies, blue . . . . .	16	Day 29—O, oval, one . . . . .	91
Day 4—b, bats & balls, blue . . . . .	19	Day 30—o, olive, one . . . . .	94
Day 5—C, cat, orange . . . . .	21	Day 31—P, pie, two . . . . .	96
Day 6—c, circles, orange . . . . .	23	Day 32—p, pig, two . . . . .	99
Day 7—D, donut, brown . . . . .	26	Day 33—Q, quarter, three . . . . .	101
Day 8—d, dog, brown . . . . .	28	Day 34—q, quail, three . . . . .	103
Day 9—E, easy, grey . . . . .	31	Day 35—R, rabbit, four . . . . .	106
Day 10—e, elephant ear, grey . . . . .	35	Day 36—r, rain/rainbow, four . . . . .	109
Day 11—F, fingerpaint, green . . . . .	38	Day 37—S, spiders & snake, five . . . . .	112
Day 12—f, frog, green . . . . .	41	Day 38—s, sea/swim/sail, five . . . . .	114
Day 13—G, garbage, yellow . . . . .	44	Day 39—T, trucks/travel, six . . . . .	116
Day 14—g, gem, giraffe, yellow . . . . .	48	Day 40—t, tiger time, six . . . . .	118
Day 15—H, house, white . . . . .	52	Day 41—U, upside down umbrella, seven	121
Day 16—h, horse, white . . . . .	56	Day 42—u, uniform unicorn, seven . . . . .	126
Day 17—l, icicle, pink . . . . .	59	Day 43—V, volcano vulture, vicuna, eight	128
Day 18—i, ice cream, pink . . . . .	62	Day 44—v, vets vixen vole eight . . . . .	131
Day 19—J, jet, silver . . . . .	66	Day 45—W, water, walrus, whale nine .	134
Day 20—j, jump, jazz, silver . . . . .	69	Day 46—w, weather wind winter, nine .	137
Day 21—K, kick, gold . . . . .	71	Day 47—X, X marks, ten . . . . .	139
Day 22—k, key, gold . . . . .	74	Day 48—x, x choosing, ten . . . . .	143
Day 23—L, leg, black . . . . .	77	Day 49—Y, yellow yoga, eleven . . . . .	146
Day 24—l, lamb, black . . . . .	79	Day 50—y, yarn/yes/yester, eleven . . .	149
Day 25—M, mountain, purple . . . . .	81	Day 51—Z, zigzag zipper, twelve . . . . .	151
Day 26—m, mouse, purple . . . . .	83	Day 52—z, zoo, twelve . . . . .	153

## Some Classic Sources:

Tales of Mother Goose by Chales Perrault

The Real Mother Goose illus. by Blanche Fisher Wright, pub. by Rand McNally & Co.

Mother Goose Rhymes illus. by Eulalie, pub. by Platt and Munk

Mother Goose illus. by Adriana Mazza Saviozzi, Golden Press

My Brimful Book ed. Dana Bruce, pub. by Platt & Munk; Poems, Mother Goose, Animal Stories

The Most Beautiful Book of Fairy Tales Wishing Well Books

The Random House Children's Treasury ed. Alice Mills; Fairy Tales, Nursery Rhymes & Nonsense Verse

The Complete Grimm's Fairy Tales Pantheon Books, Random House

Fairy Tales by Hans Christian Andersen

Aesop's Fables retold by Graeme Kent, Illus. by Eric Kincaid (nice illustrations)

The Reader's Digest Children's Songbook ed. William L. Simon (and others published by Reader's Digest)

<http://www.theteachersguide.com/ChildrensSongs.htm>

<http://kids.niehs.nih.gov/musicchild.htm>

<https://www.kididdles.com/>

List of nursery rhymes on Wikipedia

**Alphabet Curriculum—pre-school**  
**90 minutes, 2 days/week—26 weeks (6 1/2 months)**

**Basic Outline (can be modified, put in different order, etc.):**

- 1. 20 minutes snack/lunch & read-aloud**  
set-up to clean-up  
—kitchen table
- 2. 5 minutes circle time**  
music, singing/activity song, finger play  
—living room
- 3. 15 minutes free play**  
—living room
- 4. 15 minutes alphabet pages:** fine motor skills  
art—cut & paste, crayons, markers, chalk, colored pencils, stencils,  
stamps, stickers, paint  
writing—practice writing names  
—kitchen table
- 5. 15 minutes activity:** movement, gross motor exercises  
—dance, athletic, & coordination skills  
—living room
- 6. 15 minutes colors, shapes, and numbers**  
—hide & seek color shapes (teacher or 1-2 children hide the color  
shapes ahead of time, all find and sort/count)  
—color discover (teacher—or everyone—counts to 20 while each  
person finds & points to something in the room that is the  
week's color)  
—kitchen
- 7. 5 minutes circle time**  
music, singing/activity song, finger play  
—living room

## General Materials



music and music player

soft balls, balloons, bean bags, & other skills equipment

pillow or felt shape for each child to sit on

a chime or tune to signal circle time each day

alphabet pages

laminated color shapes & numbers

puppets, flannel board, dress-up

Nursery Rhymes, Fables,  
Folk & Fairy Tales

art supplies, such as:

scissors

plain and colored paper

glue

crayons

markers

chalk

colored pencils

stencils

stamps

stickers

paint & brushes

### Fingerplays and actons songs

[www.preschoolrainbow.org/animal-rhymes.htm](http://www.preschoolrainbow.org/animal-rhymes.htm)

[www.alphabet-soup.net/dir7/zoosong.html](http://www.alphabet-soup.net/dir7/zoosong.html)

[www.perpetualpreschool.com/preschoolsongs.html](http://www.perpetualpreschool.com/preschoolsongs.html)

[www.iowaaeyc.org/pdf/](http://www.iowaaeyc.org/pdf/)

[Finger\\_Plays\\_and\\_Action\\_Verses.doc](#)

[www.servicetoservice.com/Fingercont.pdf](http://www.servicetoservice.com/Fingercont.pdf)

[www.westmusic.com/book-of-finger-plays-and-action-songs.htm](http://www.westmusic.com/book-of-finger-plays-and-action-songs.htm)

[www.wecanaeyc.org/uploads/media/](http://www.wecanaeyc.org/uploads/media/)





[Finger\\_Plays\\_&\\_Action\\_Chants.doc](#)

[www.esl4kids.net/fingerplays.html](http://www.esl4kids.net/fingerplays.html)



[www.kiddles.com/lyrics/busy.html](http://www.kiddles.com/lyrics/busy.html)

### Nursery Rhymes

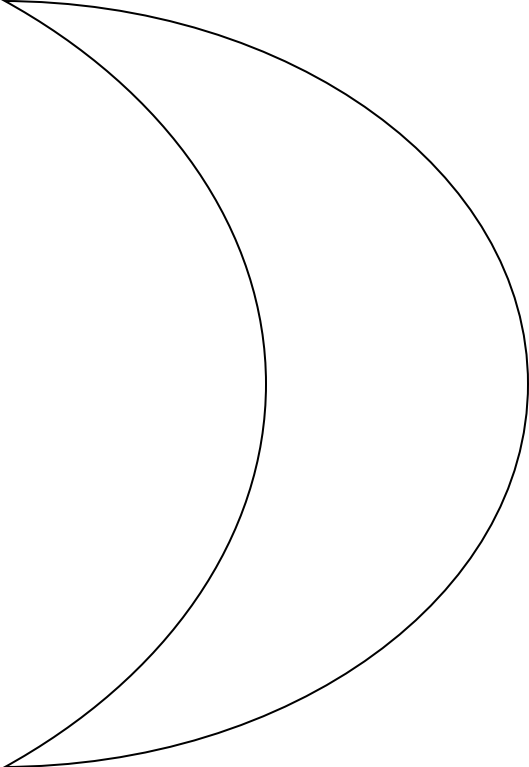
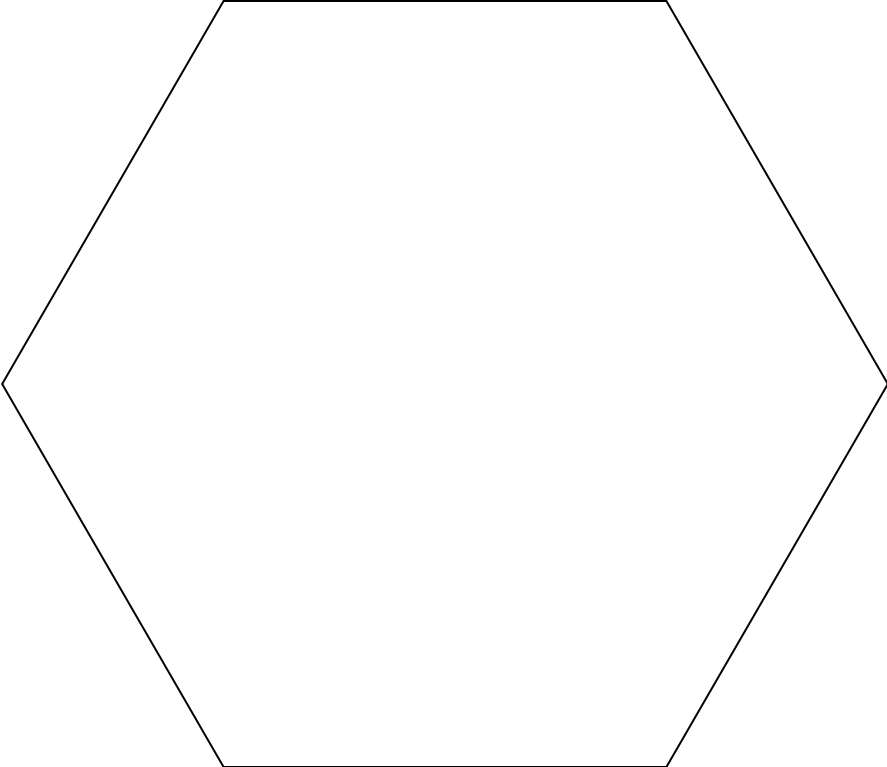
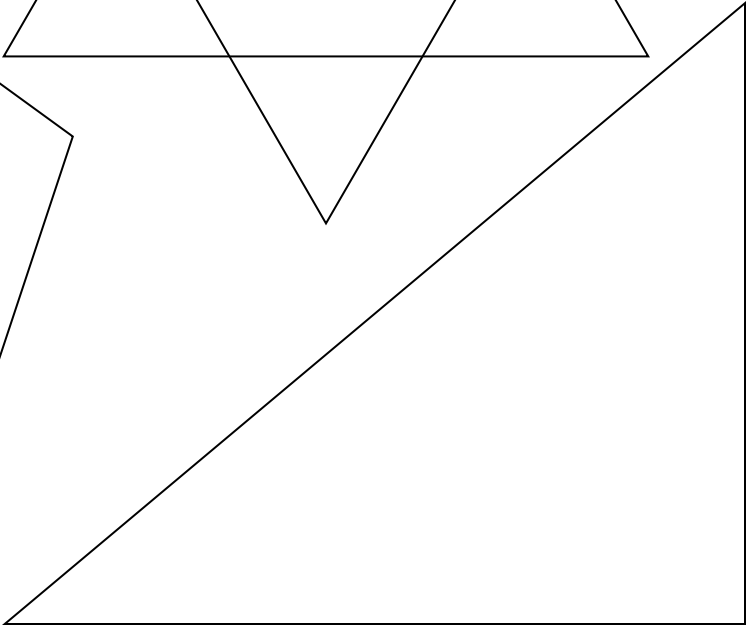
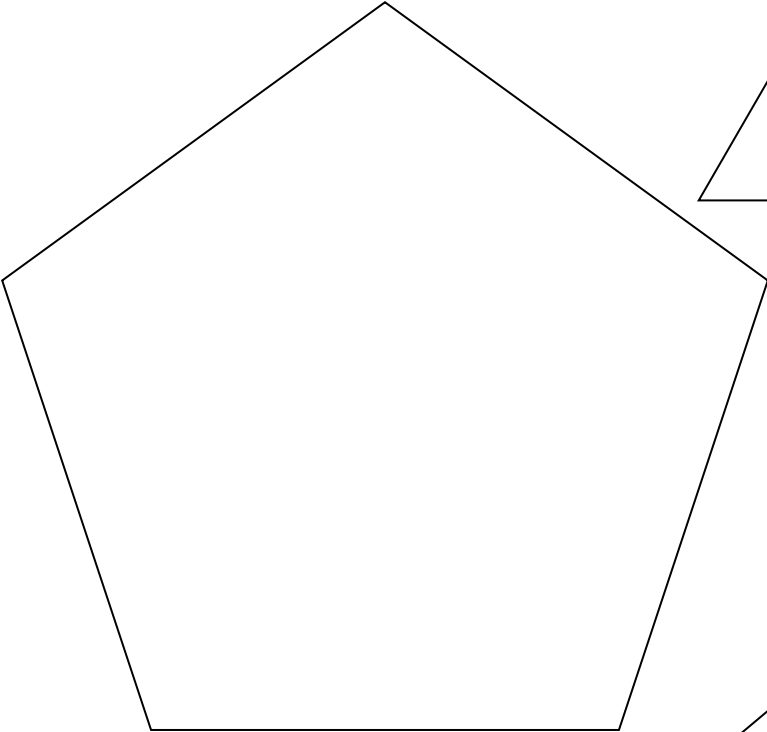
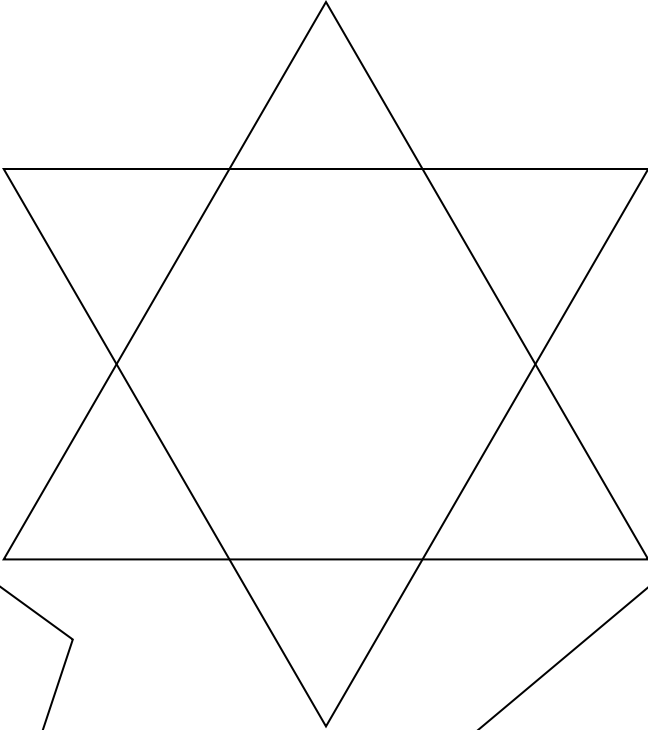
<http://www.smart-central.com/>

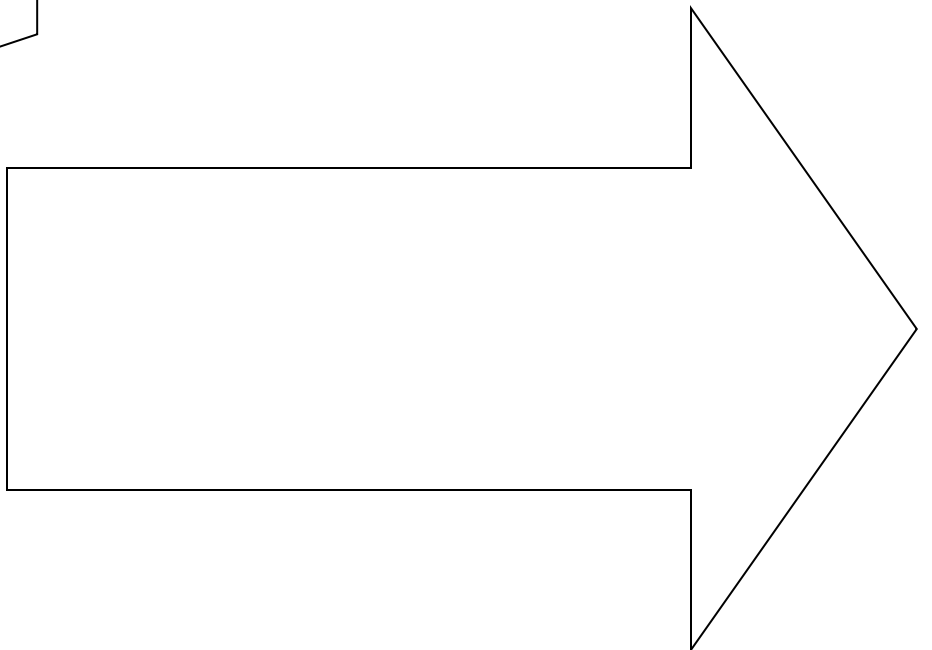
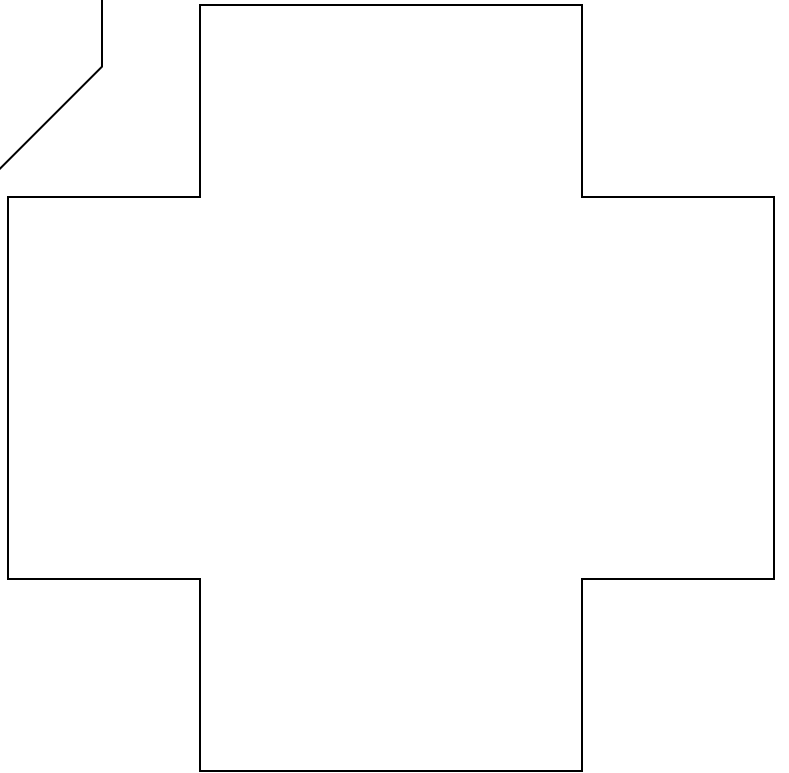
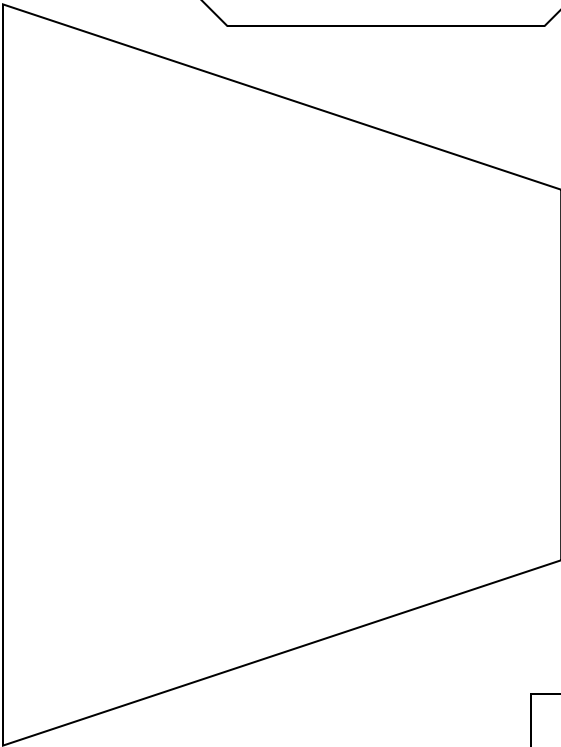
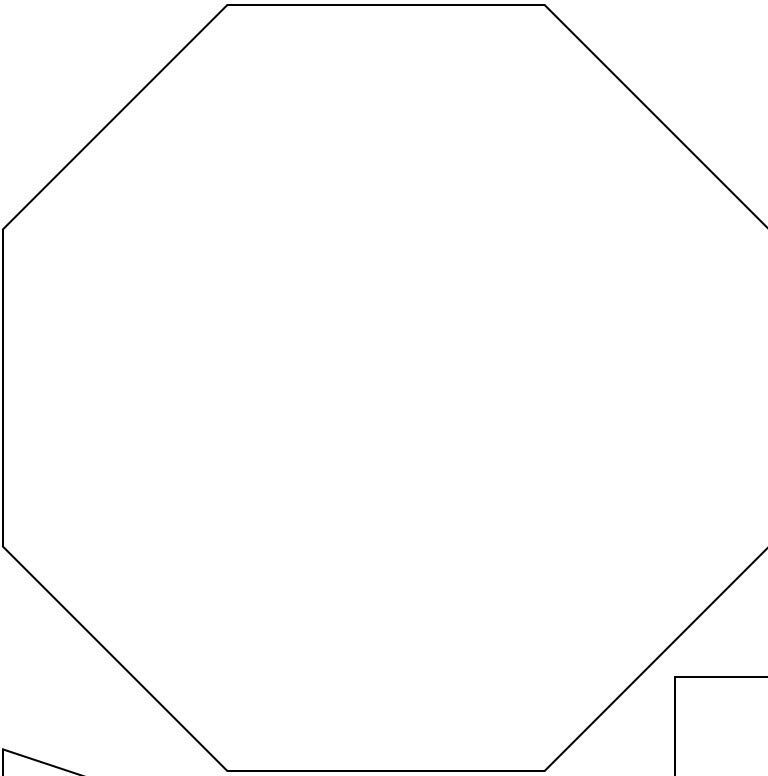


Cut each shape out of all the colors (paper or cardstock) & laminate—or cut out of felt, vinyl, or wood (paint the wood shapes). Can be used for “hide and seek”, sorting, counting (such as how many with corners or how many are rounded; how many have 4 sides/corners, etc.), and for lining up in an ordered pattern or groups; also for making faces & pictures





Optional shapes




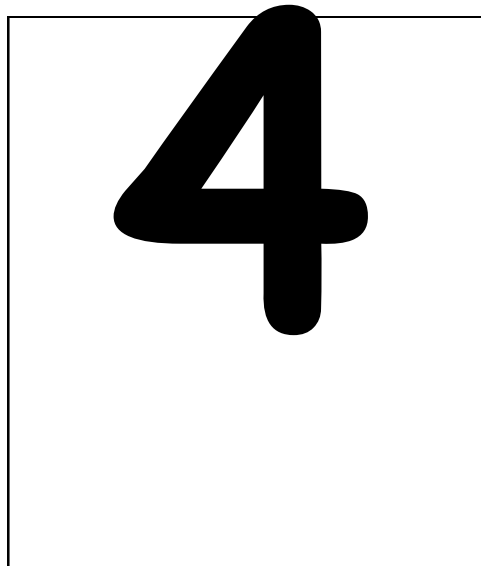
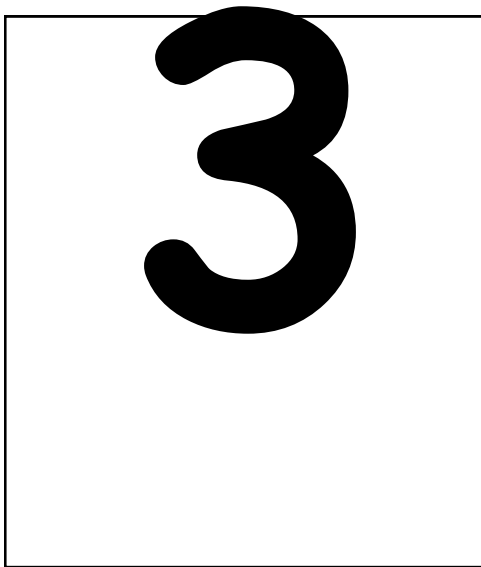








Cut out the numeral cards, paste onto cardstock if desired, laminate.



8

9

10

11

12

0

**Day 1**  
**A—alphabet, red**

day-specific materials:

3 popsicle sticks or tongue depressors per child, or just 3 red paper strips  
“A” page for each child  
red shapes and/or numbers to hide and find  
alphabet soup, crackers, or similar  
alphabet picture book(s)  
paper & pencils for writing  
alphabet blocks and puzzles

optional materials:

red crayons, markers, pencils  
red stamp pad, alphabet stamps or stencils

Take 6 sing the Alphabet [https://www.youtube.com/watch?v=IEJu\\_-fRcmE](https://www.youtube.com/watch?v=IEJu_-fRcmE)

The Easy Rhythm Rappin’ Alphabet <https://www.youtube.com/watch?v=6YMeWP-guxA>  
alphabet train

red flannel board shapes and numbers

1. 20 minutes snack/lunch & read-aloud ideas
  - alphabet soup, crackers, or similar
  - any alphabet book(s); “Nonsense Alphabet” by E. Lear (Random House Children’s...)
2. 5 minutes circle time ideas
  - explain routine and expectations
  - alphabet song (opt. finger spell),
3. 15 minutes free play
  - among the options:
    - a. alphabet blocks
    - b. alphabet puzzles
    - c. alphabet train?
4. 15 minutes alphabet page “A”, alphabet
  - glue 3 popsicle sticks onto the center letter—capital A
  - options:
    - a. color alphabet border with red crayons, markers, or pencils
    - b. use red alphabet stamps, or, stencils & red pencils
5. 15 minutes movement, gross motor skills ideas
  - make letters of the alphabet with bodies
6. 15 minutes colors, shapes, and numbers
  - hide & seek red shapes and/or numbers
  - sort and count them (e.g. shapes with corners, rounded shapes; opt. different sizes)  
or put numbers in order
7. 5 minutes circle time, options:
  - “The Queen of Hearts”, “Roses are Red”
  - “Little Red Riding Hood”
  - “Little Red Caboose”, “Red Wing”, “Red River Valley”

A B C D E F G

Z

H

Y

I

X


J

W

K

V

L



M

U

N

alphabet

T

S

R

Q

P

O

## Day 2 a-animals, red


### day-specific materials:

red pipe cleaner or yarn for each child (perhaps in two pieces for ease in shaping letter a)  
“a” page for each child  
squares of “a” animal pictures to glue on the page  
red objects around the room  
apple slices, animal crackers, or similar  
animal alphabet picture book(s), or easy/picture books about animals that begin with “a”  
“The Ants and the Grasshopper”, Surprise in the Barn  
paper & pencils for writing  
toy animals


### optional materials:

red crayons, markers, pencils  
pictures for, or a story book of Old MacDonald  
animal pictures to draw from a hat or bowl for animal charades  
animal alphabet train  
red flannel board shapes and numbers

1. 20 minutes snack/lunch & read-aloud ideas
  - apple slices, animal crackers, or similar
  - any animal alphabet book(s), and/or easy/picture books about “a” animals  
Aesop’s fable “The Ant and the Grasshopper”; Surprise in the Barn  
African Animal Alphabet by Beverly and Dereck Joubert (Nat. Geo. Little Kids)
2. 5 minutes circle time ideas
  - explain routine and expectations
  - animal/action songs, such as “Eensy, Weensy Spider”, “Old MacDonald”, “Barnyard Song”, “Bought Me a Cat” (102 Children’s Songs), “A is for Alligator” (ditto), “Animal Crackers in my Soup”, “Animal Fair”, “The Ants Go Marching”
3. 15 minutes free play
  - among the options:
    - a. toy animals to count, classify, care for, make a zoo, etc.
    - b. animal charades (What animal sounds like . . . Can you act like that animal?)
    - c. animal alphabet train?
4. 15 minutes alphabet page “a”, animals
  - bend pipe cleaner/yarn into “a” shape and glue in place on the page  
(make a round part and a straight part)
  - (cut if appropriate to children’s skills, and) glue animal squares on the “a” page
  - note the 2 sounds of “a”—ant, ape
5. 15 minutes movement—the Farmer in the Dell (dell = a small valley, usually wooded)
6. 15 minutes colors, shapes, and numbers
  - play “Color Discover”—each person find and point to a red object by the count of 20
  - count them; classify shapes of the objects
7. 5 minutes circle time options:
  - “Little Robin Redbreast”
  - “Little Red Hen”
  - Clifford the Big Red Dog




**animals**



ant



asp




adder



anteater



alligator




ape



antelope

bat pattern  
for day 4



fold

## Day 3

### B-butterflies, blue

#### day-specific materials:

2 large blue "B"s for each child

"B" page for each child

blue shapes and/or numbers

bread and butter

easy/picture books about butterflies

paper & pencils for writing

toy butterflies or wings to wear

butterfly puzzle(s)

blocks

#### optional materials:

beans, broccoli, blue crayons, markers, pencils

blue flannel board shapes and numbers

#### More options:

My Little Book of Birds

Bugs! Bugs! Bugs!

Munch, Munch, Munch


Includes tune at back

Chicken (bird) life cycle poster

Toy bug figure


- 20 minutes snack/lunch & read-aloud ideas
  - bread and butter (opt. beans, broccoli)
  - easy/picture books/stories abt. butterflies; Aesop "The Bat, the Birds, and the Beast"  
Are You My Mother by P.D. Eastman; "A Swarm of Bees in May" rhyme
- 5 minutes circle time ideas
  - explain routine and expectations
  - action songs about bugs (insects) "The Ants Go Marching", "Shoo Fly", "Blue Tail Fly"  
"I'm Bringing Home a Baby Bumble Bee", "The Butterfly Song", nursery rhymes  
"The Battle of the Bee and the Snapdragon", "Butterflies Lawn Tennis"  
birds: "Kookaburra", "6 Little Ducks", "The North Wind", "2 Little Dickie Birds"  
or bread: "Hot Cross Buns", "The Muffin Man", "Little Tommy Tucker"
- 15 minutes free play
  - among the options:
    - toy butterflies or wings to wear
    - butterfly puzzle (if possible, showing life cycle)
    - blocks
- 15 minutes alphabet page "B", butterflies
  - glue large blue "B" on paper, glue 2nd large blue "B" backwards,  
to make a butterfly
  - opt. color butterfly border
- 15 minutes movement—Flight of the Bumblebee, or
  - flutter like the butterflies? buzz like bees? twitter/sing like birds? lumber like bear?  
hop like a bunny? scurry like a bug?
- 15 minutes colors, shapes, and numbers
  - hide & seek blue shapes and/or numbers
  - sort and count them (e.g. shapes with corners, rounded shapes; opt. different sizes)  
or put numbers in order
- 5 minutes circle time, options:
  - "Oh Dear What Can the Matter Be?", "Little Betty Blue"
  - Blueberries for Sal
  - "Song Sung Blue"





**butterflies**





Cut 2 blue "B"s



**Day 4**  
**b—bats & balls, blue**

day-specific materials:

balls, bean bags

“b” page for each child

a paper bat and ball for each child to glue on the “b” (see previous page for pattern)

blue objects around the room

(blue) berries and/or bananas

easy/picture book(s)/stories about baseball (or other ball game, and/or about bats

Play Ball, Amelia Bedelia, Bears, Bears Everywhere, Animals Day & Night,

the Smokey the Bear story, Abuela’s Big Bed

paper & pencils for writing

toy or paper bats (easy to fold & cut out of black paper)

optional materials:

bases for ball game and/or circle time

bat wings or Batman costume



baseball hats or costumes, Get a Hit, Mo! (Penguin Young Readers Level 2)

blue flannel board shapes and numbers

Ballons (maybe on a stick like a b), baskets, buckets, balls, beads, bags

(handbags, luggage)

1. 20 minutes snack/lunch & read-aloud ideas
  - (blue)berries and/or bananas (note some bats eat fruit)
  - easy/picture book(s) or story of baseball (or other ball game), and/or about bats
  - Get a Hit, Mo! By David A. Adler (Penguin Young Readers level 2,
  - Play Ball, Amelia Bedelia, Bears, Bears Everywhere, Animals Day & Night,
  - Smokey the Bear story, Abuela’s Big Bed
3. 15 min free play
  - among other options:
    - a. various balls (opt. bases)
    - b. toy or paper bats (animals), or wings
    - c. Batman, or baseball (or other ball game) player costumes?
4. 15 minutes alphabet page “b”, bats and balls
  - glue a bat on the straight part of “b”, glue a ball on the round part of “b”
  - talk about another kind of bat—an animal that flies and eats b-b-b-bugs at night;  
it’s usually b-b-b-black or b-b-b-brown
5. 15 minutes movement—“Bean Bag Alphabet Rag” (DVD, CD, online), or bean bag toss
6. 15 minutes colors, shapes, and numbers
  - play “Color Discover”—each person find & point to a blue object by the count of 20
  - count them; classify shapes of the objects
7. 5 minutes circle time options:
  - “Little Boy Blue”
  - stories of the character Blue (dog); Ten in a Bed
  - “Had an Old Dog & his Name was Blue”, “Love is Blue”



bat

ball

## Day 5

### C—cat, orange

#### day-specific materials:

a 2"x4" board or a 4" strip of fabric to walk along as a balance beam/cat walk

"C" page for each child

cat stickers

orange shapes and/or numbers to hide and find

catfish bites, corn chowder, or cobb salad

cat books/stories, especially orange cats

paper & pencils for writing

cat costuming (masks, ears headband, draw whiskers)

toy cats/stuffed animals

cat puppets (paper bag, popsicle, sock . . .)

#### optional materials:

cat stamps or paw prints and orange stamp pad

castles or coloring crayons, car wash, cows

orange flannel board shapes and numbers

"Dick Whittington", "Puss in Boots"

cod, stuffed clam shells, crab cakes,

More options:

My Little Book of Cats

Big Cat, Little Cat

etc.

Book of Cars and Trucks


Nursery Rhymes about cats

Picture original Alice & Cheshire cat

[http://www.victorianweb.org/art/](http://www.victorianweb.org/art/illustration/tenniel/alice/6.4.html)

[illustration/tenniel/alice/6.4.html](http://www.victorianweb.org/art/illustration/tenniel/alice/6.4.html)

1. 20 minutes snack/lunch & read-aloud ideas
  - catfish bites, corn chowder, cobb salad (chicken)
  - Aristocats, Alice & the Cheshire Cat, or any cat story(ies)—especially orange cats
2. 5 minutes circle time ideas
  - explain routine and expectations
  - The Two Crabs (Aesop)
  - "Three Little Kittens" song
  - Skat Cat color game: see <http://drjeanandfriends.blogspot.com/2017/01/file-folder-stories.html>
3. 15 minutes free play
  - among the options:
    - a. cat costumes (masks or ear headbands can easily be made of paper, or whiskers can simply be drawn on faces)
    - b. toy cats/stuffed animals to care for
    - c. cat puppets (paper bag, popsicle stick, sock, etc.)
    - d. castles or color crayons
4. 15 minutes alphabet page "C", cats
  - stick cat stickers in the shape of the letter "C", or draw cat ears & face on the C
  - optional: stamp cats or paw prints around the border
5. 15 minutes movement—cat movements on a catwalk (balance beam), or crabwalk
6. 15 minutes colors, shapes, and numbers
  - hide & seek orange shapes and/or numbers
  - sort and count them (e.g. shapes with corners, rounded shapes; opt. different sizes) or put numbers in order
7. 5 minutes circle time ideas
  - "Peter, Peter, Pumpkin Eater"; "5 Little Pumpkins"
  - The Little Old Lady Who Was Not Afraid of Anything, The Runaway Pumpkin ...
  - "Carrot Stew"; "Oranges & Lemons Say the Bells of St. Clements"



cats

## Day 6

### c—circles, orange

#### day-specific materials:




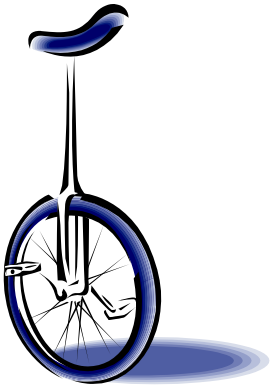
an orange circle (“o” shape) for each child  
“c” page for each child

orange objects around the room; small, medium, large felt circles  
orange slices, cucumber circle sandwiches, cream cheese (opt. round crackers)  
easy/picture book(s) about circles, wheels, clocks, cycles, such as Bears on Wheels  
paper & pencils for writing  
toy vehicles, opt. circular race track  
balls or bean bags and target (concentric circles)

#### optional materials:


“The Wheels on the Bus” book  
poster of life cycle of an animal (e.g. butterfly, frog, fish, etc.), or the water cycle  
pictures of various vehicles with wheels, especially cycles, hula hoop  
Things That Go wipe off board book,  
orange flannel board shapes and numbers  
coleslaw (cabbage & carrot salad), corn on the cob, creamy orange colored soup, cornbread

- 20 minutes snack/lunch & read-aloud ideas
  - orange slices or drink, c-c-c-cucumber circle sandwiches; opt. cuke car w/carrot wheels (or made with round crackers, opt. cream cheese)
  - easy/picture book(s) about circles, wheels, clocks, cycles . . . Like Bears on Wheels
- 5 minutes circle time
  - explain routine and expectations
  - “The Wheels on the Bus”, “Bicycle Built for Two”, “Little Wheel a Turnin” (102 Child...
- 15 minutes free play
  - among the options:
    - hula hoop(s) to hop in and out of (on the floor), or clock with moveable hands
    - toy cars, opt. circle race track, play car wash (a simple one can be made)
    - ball or bean bags and target (concentric circles)
- 15 minutes alphabet page “c”, circles (clocks, wheels & cycles)
  - cut a piece out of an orange circle (“o” shape) to make a “c”
  - glue the “c” on the page, talk about all the things that are shaped like circles, especially c-c-c-clocks and wheels and cycles—note the two sounds of “c”
  - note that a bi-cycle has 2 wheels, a tri-cycle has 3 wheels, and a uni-cycle only has 1 wheel; a motor-cycle has a motor; a cycle goes around like a circle or a wheel (e.g. life cycle of a butterfly, or water cycle)—the hands of a clock go around
- 15 minutes movement—circle games (such as “Ring Around the Rosies”, “Here we go round the Mulberry Bush”, “London Bridge”, “Did You Ever See a Lassie”, hop from circle to circle, etc.)
- 15 minutes colors, shapes, and numbers
  - play “Color Discover”—each person find & point to an orange object by count of 20
  - count them; classify shapes of the objects
- 5 minutes circle time ideas
  - “The Clock”, “Hickory, Dickory Dock”
  - Little Basketball, “Basketball Jones” <https://www.youtube.com/watch?v=DlhWPVJNAOo>
  - Cinderella (note orange pumpkin and clock, Cinderella, and coach start with C)



circles

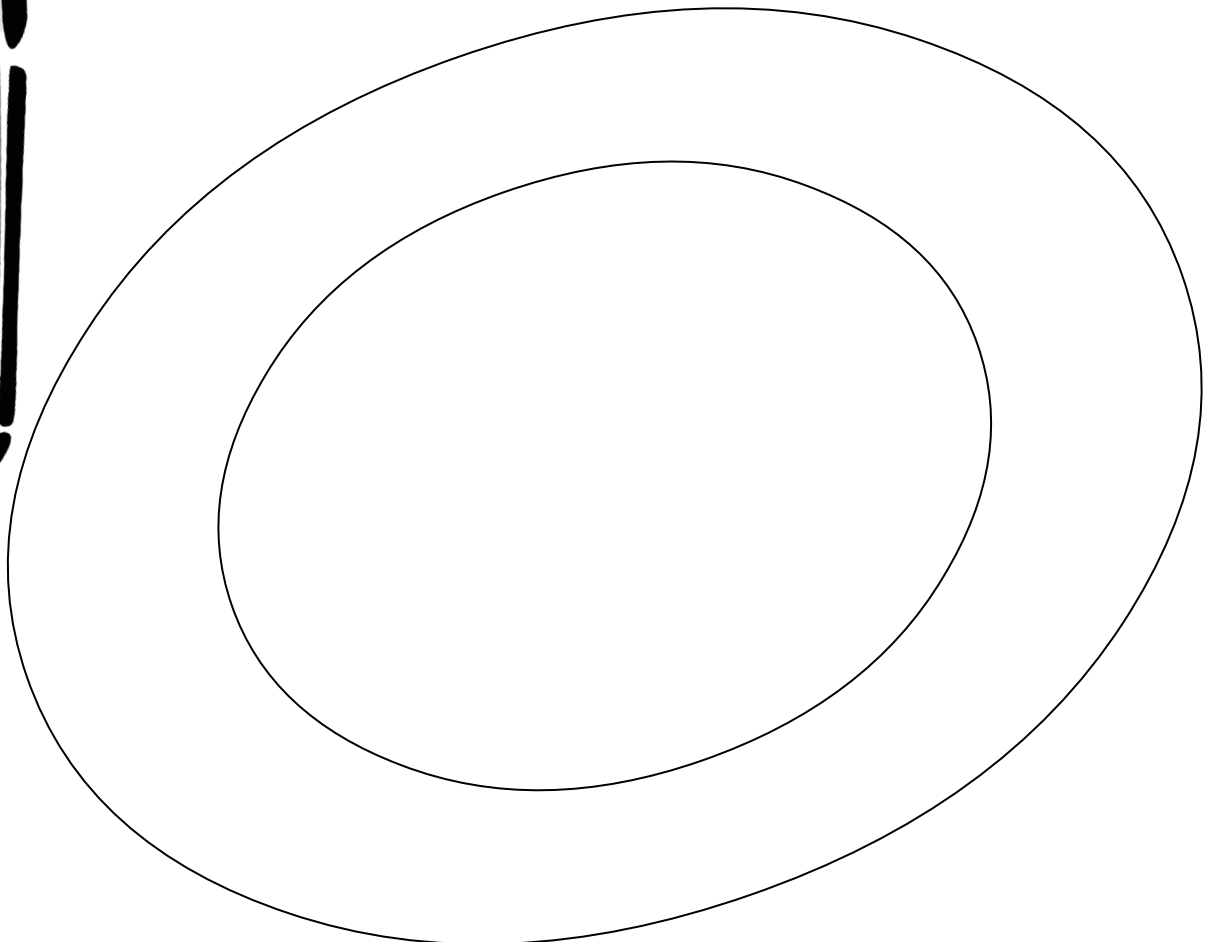
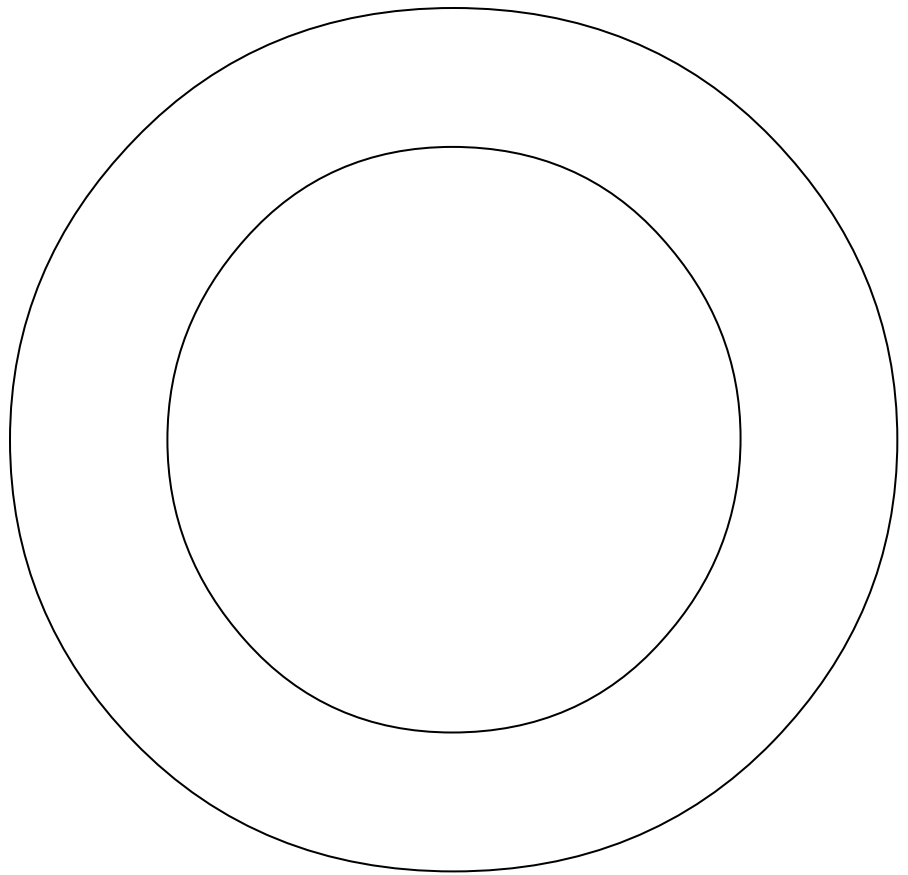
cycles





Cut an orange circle for each child to make a "c" out of, and glue in place.

Cut a brown circle or oval to divide in two for each 2 children to make the round part of "D"; cut a brown paper "knife" for each child to glue in place for the straight side of "D".



## Day 7

### D—donut, brown

#### day-specific materials:

brown donuts, or chocolate covered donuts

“D” page for each child

a brown circle or oval (“o” shape) to divide for two children

a brown paper knife for the straight side of the D for each child

brown shapes and/or numbers to hide and find

Danny the Dinosaur, Dora the Explorer, Mr. Brown Can Moo, Brown Bear, Brown Bear

dress-up dresses, items for a dancer, doctor, dentist . . .

toy dinosaurs, dragons, drums, dolls (with dresses) . . .

#### optional materials:

brown flannel board shapes and numbers

dragon & dinosaur stamps or stickers


books: “D” words, dragons, dinosaurs, going to the dentist or doctor

dice—count the dots on the die

pin (tape) the tail on the donkey

brown teddy bears

1. 20 minutes snack/lunch & read-aloud
  - donuts, divide each in half so that each child gets a semi-circle
  - Danny the Dinosaur by Syd Hoff, Dora the explorer
2. 5 minutes circle time
  - explain routine and expectations
  - “Puff the Magic Dragon”
3. 15 minutes free play
  - among the options:
    - a. toy dinosaurs, dragons
    - b. drums & dolls
    - c. dress-up dresses, dancer, doctor & dentist dress-up
4. 15 minutes alphabet page “D”, divided donuts
  - hold up the brown circle/oval, and cut (divide) it in two, show how that makes the round part of the capital D
  - use the paper knife for the straight side of the D
  - encourage the children to talk about their favorite “D” things
5. 15 minutes movement—dance
6. 15 minutes colors, shapes, and numbers
  - hide & seek brown shapes and/or numbers
  - sort and count them (e.g. shapes with corners, rounded shapes; opt. different sizes) or put numbers in order
7. 5 minutes circle time
  - “Speak Kindly”, “A Wise Old Owl”, “If I had a Donkey”, “The Donkey”, “Doctor Foster”
  - Mr. Brown Can Moo, Can You?, Brown Bear, Brown Bear, What Do You See?
  - “The Bear Went Over the Mountain”, or, “I Met a Bear” (102 Children’s Songs)



dragon



dice





drill



doll







dancers



drums



divided donut



dinosaurs

**Day 8**  
**d—dog, brown**

day-specific materials:


date-nut bread, delicious (brown, such as chocolate milk) drink  
a brown down arrow and dime picture for each child  
“d” page for each child  
brown shapes and/or numbers to hide and find  
books about dogs, such as Biscuit, Clifford, Go, Dog, Go, I’ll Teach My Dog 100 Words  
doggy dress-up, such as ears, nose, mask, doggy dish, doggy bed  
toy dogs, donkeys, ducklings (such as rubber duckies), dolphin, deer  
play store with play money

optional materials:

brown flannel board shapes and numbers  
10 dimes and a dollar bill  
Bambi, Rudolph the Red-nosed Reindeer, Make Way for Ducklings, Little Donkey,  
101 Dalmations, Lady and the Tramp  
dried foods, daikon, dill pickles & hot dogs

1. 20 minutes snack/lunch & read-aloud
  - date-nut bread & delicious (brown) dairy drink—such as chocolate milk;  
or hot dogs and dill relish/pickles
  - picture books of dogs, fiction dog stories, “Old Mother Hubbard”,  
“Bow, Wow, Wow”, “Hark, Hark”, Go, Dog, Go
2. 5 minutes circle time
  - explain routine and expectations
  - “The Dog and His Shadow” (Aesop), “One, Two, and Four Legs” riddle
  - “Where, O Where, Has My Little Dog Gone?” “B-I-N-G-O”
3. 15 minutes free play
  - among the options:
    - a. toy dogs, donkey, ducklings (such as rubber duckies), dolphin, deer
    - b. doggy dress-up, such as ears, nose, mask, doggy dish & bed—do doggie tricks
    - c. play store with play money, or dominoes with dots
4. 15 minutes alphabet page “d”
  - put a dog sticker above the word “dog” (read: Dog drops the dime down)
  - paste the brown down arrow on the straight part of the “d”
  - paste the dime picture on the round part of “d”
  - recite “A Dillar, a Dollar”, and count 10 dimes = 1 dollar
5. 15 minutes movement—dance and drum, or dance to “Flower Drum Song” overture etc.
6. 15 minutes colors, shapes, and numbers
  - play “Color Discover”—each person find & point to a brown object by count of 20
  - count them; classify shapes of the objects
7. 5 minutes circle time
  - “A Duck and a Drake”, “Dance, Thumbkin, Dance”, “Dance, Little Baby” (use doll)
  - The Ugly Duckling
  - “Six Little Ducks”, “How Many Ducks”, “Days of the Week”

Dog drops the dime down.

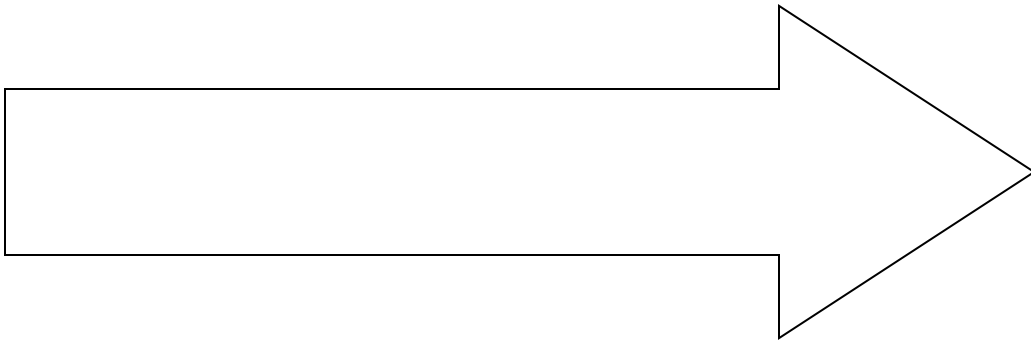


dog

dimes

dollar





## Day 9

### E—easy enchiladas, grey

#### day-specific materials:

enchiladas (& opt. endive salad), eggrolls (& optional edamame), or eclairs  
“E” page for each child

- 4 paper circles or squares per child, to fold into enchiladas or eggrolls (p. 35), or, 4 paper eclairs  
grey shapes and/or numbers to hide and find  
Oliver by Syd Hof, “The Blind Men and the Elephant” (many versions available), encyclopedia  
toy elephants & other grey animals, emergency vehicles, structure to enter and exit

#### optional materials:

grey flannel board shapes and numbers  
toy elephant nose and ears on elastic band

books: “E” words—elevator, escalator, elastic, emergency, eels, emus, eggs, earthquakes . . .  
escalator/elevator, excavator toys, excavator video from “20 Trucks” DVD or online  
dress-up items for emergency workers

- 20 minutes snack/lunch & read-aloud
  - enchiladas, eggrolls, or éclairs: arrange them as a capital letter E on serving plate
  - Oliver by Syd Hoff; “The Blind Men and the Elephant” by John Godfrey Saxe  
be sure to say “the End”!, E vol. of encyclopedia, or Mike Mulligan (excavator)
- 5 minutes circle time
  - explain routine and expectations
  - ”Jumbo the Elephant”, “Circus Elephants” (walk in a circle, right arms are trunks, left arms are tails)
- 15 minutes free play
  - among the options:
    - toy elephants, mice, wolf, and other grey animals; magnet mouse maze
    - toy emergency vehicles
    - big box or other structure to play “enter” and “exit”
- 15 minutes alphabet page “E”, easy as enchiladas, eggrolls, or éclairs (note 2 sounds of “E”)
  - show the children how to roll up a paper enchilada or egg roll (color or paste insides)
  - glue the paper egg roll or enchilada onto the E page, see how Easy it is!
  - E points to East, sunrise, explain “Early to bed, early to rise, makes a man healthy, wealthy, and wise.”
- 15 minutes movement—emergency! picture of emergency exit; (practice Stop, Drop, & Roll, and Earthquake drill, similar to musical chairs: when music stops, or when someone yells “Fire” or “Eathquake”), “Baby Elephant Walk” by Henri Mancini
- 15 minutes colors, shapes, and numbers
  - hide & seek grey shapes and/or numbers
  - sort and count them (e.g. shapes with corners, rounded shapes; opt. different sizes)  
or put numbers in order
- 5 minutes circle time
  - ”Belling the Cat”, “The Lion and the Mouse” or “the Mice and the Weasels”, by Aesop
  - The Town Mouse and the Country Mouse , or, The Pied Piper
  - ”Three Blind Mice”,  
“Three Little Mice” (<http://www.smart-central.com/threelittlemice.htm>)

# THE BLIND MEN AND THE ELEPHANT

John Godfrey Saxe's ( 1816-1887) version  
of the famous Indian legend,



It was six men of Indostan  
To learning much inclined,  
Who went to see the Elephant  
(Though all of them were blind),  
That each by observation  
Might satisfy his mind.

The *First* approach'd the Elephant,  
And happening to fall  
Against his broad and sturdy side,  
At once began to bawl:  
"God bless me! but the Elephant  
Is very like a wall!"

The *Second*, feeling of the tusk,  
Cried, -"Ho! what have we here  
So very round and smooth and sharp?  
To me 'tis mighty clear  
This wonder of an Elephant  
Is very like a spear!"

The *Third* approached the animal,  
And happening to take  
The squirming trunk within his hands,  
Thus boldly up and spake:  
"I see," quoth he, "the Elephant  
Is very like a snake!"

The *Fourth* reached out his eager hand,  
And felt about the knee.  
"What most this wondrous beast is like  
Is mighty plain," quoth he,  
"'Tis clear enough the Elephant  
Is very like a tree!"

The *Fifth*, who chanced to touch the ear,  
Said: "E'en the blindest man  
Can tell what this resembles most;  
Deny the fact who can,  
This marvel of an Elephant  
Is very like a fan!"

The *Sixth* no sooner had begun  
About the beast to grope,  
Then, seizing on the swinging tail  
That fell within his scope,  
"I see," quoth he, "the Elephant  
Is very like a rope!"

And so these men of Indostan  
Disputed loud and long,  
Each in his own opinion  
Exceeding stiff and strong,  
Though each was partly in the right,  
And all were in the wrong!

## MORAL.

So oft in theologic wars,  
The disputants, I ween,  
Rail on in utter ignorance  
Of what each other mean,

*And prate about an Elephant  
Not one of them has seen!*

from  
[http://www.noogenesis.com/pineapple/blind\\_men\\_elephant.html](http://www.noogenesis.com/pineapple/blind_men_elephant.html)

This site includes quite a lot of background information, as well as other links and sources.

Wikipedia says:

The story of the **blind men and an elephant** originated in [India](#) from where it is widely diffused. It has been used to illustrate a range of truths and [fallacies](#). At various times it has provided insight into the relativity, opaqueness or inexpressible nature of truth, the behaviour of experts in fields where there is a deficit or inaccessibility of information, the need for communication, and respect for different perspectives.

It is a parable that has crossed between many religious traditions and is part of [Jain](#), [Buddhist](#), [Sufi](#) and [Hindu](#) lore. The tale is well-known in Europe. In the 19th Century the poet [John Godfrey Saxe](#) created his own version of the poem. Since then, the story has been published in many books for adults and children, and interpreted in an ever-increasing variety of ways.

(More info follows)

One version of Jumbo the Elephant:  
Jumbo the elephant, Jumbo the elephant  
Has such a big long nose.  
Jumbo the elephant, Jumbo the elephant  
It reaches to your toes.

(Use appropriate actions, such as—  
for elephant nose:

- a. make sign language sign for elephant, or,
- b. while standing, bend over, clasp hands with straight arms hanging down, and swish them from side to side, as if a lumbering elephant touch toes on last line)

"Nellie the Elephant" [kids.niehs.nih.gov/lyrics/nellie.htm](http://kids.niehs.nih.gov/lyrics/nellie.htm)  
"Elephant Elephant" by Evelyn Evelyn  
[http://www.lyricsmania.com/elephant\\_elephant\\_lyrics\\_evelyn\\_evelyn.html](http://www.lyricsmania.com/elephant_elephant_lyrics_evelyn_evelyn.html)

## Circus Elephants

Elephants walking along the trails  
Are holding hands by holding tails.  
Trunks and tails are handy things,  
When elephants walk in circus rings.  
Elephants work and elephants play.  
And elephants walk and feel so gay.  
And when they walk it never fails  
They're hold hands by holding tails.


and others, available at:  
<http://www.preschoolrainbow.org/animal-rhymes.htm>



## ELEPHANT AND THE BLIND MEN

Once upon a time, there lived six blind men in a village. One day the villagers told them, "Hey, there is an elephant in the village today."

They had no idea what an elephant is. They decided, "Even though we would not be able to see it, let us go and feel it anyway." All of them went where the elephant was. Everyone of them touched the elephant.



"Hey, the elephant is a pillar," said the first man who touched his leg.

"Oh, no! it is like a rope," said the second man who touched the tail.

"Oh, no! it is like a thick branch of a tree," said the third man who touched the trunk of the elephant.

"It is like a big hand fan" said the fourth man who touched the ear of the elephant.


"It is like a huge wall," said the fifth man who touched the belly of the elephant.

"It is like a solid pipe," Said the sixth man who touched the tusk of the elephant.

They began to argue about the elephant and everyone of them insisted that he was right. It looked like they were getting agitated. A wise man was passing by and he saw this. He stopped and asked them, "What is the matter?" They said, "We cannot agree to what the elephant is like." Each one of them told what he thought the elephant was like. The wise man calmly explained to them, "All of you are right. The reason every one of you is telling it differently because each one of you touched the different part of the elephant. So, actually the elephant has all those features what you all said."

"Oh!" everyone said. There was no more fight. They felt happy that they were all right.

The moral of the story is that there may be some truth to what someone says. Sometimes we can see that truth and sometimes not because they may have different perspective which we may not agree too. So, rather than arguing like the blind men, we should say, "Maybe you have your reasons." This way we don't get in arguments. In Jainism, it is explained that truth can be stated in seven different ways. So, you can see how broad our religion is. It teaches us to be tolerant towards others for their viewpoints. This allows us to live in harmony with the people of different thinking. This is known as the Syadvada, Anekantvad, or the theory of Manifold Predictions.



**Easy!**

## Day 10

### e—elephant ears

#### day-specific materials:

elephant ears, optional eggs

“e” page for each child

a grey “e” for each child

grey objects to find

Horton Hears a Who, Dumbo

boiled or plastic eggs, optional spoon

puppet emu with strings, or, pin (tape) the tail on the elephant

lots of different kinds of ears to wear, or,

flashlights, buzzers, or electric toys/engines, such as “Operation”

#### optional materials:

emu meat/jerky, eggplant

grey flannel board shapes and numbers

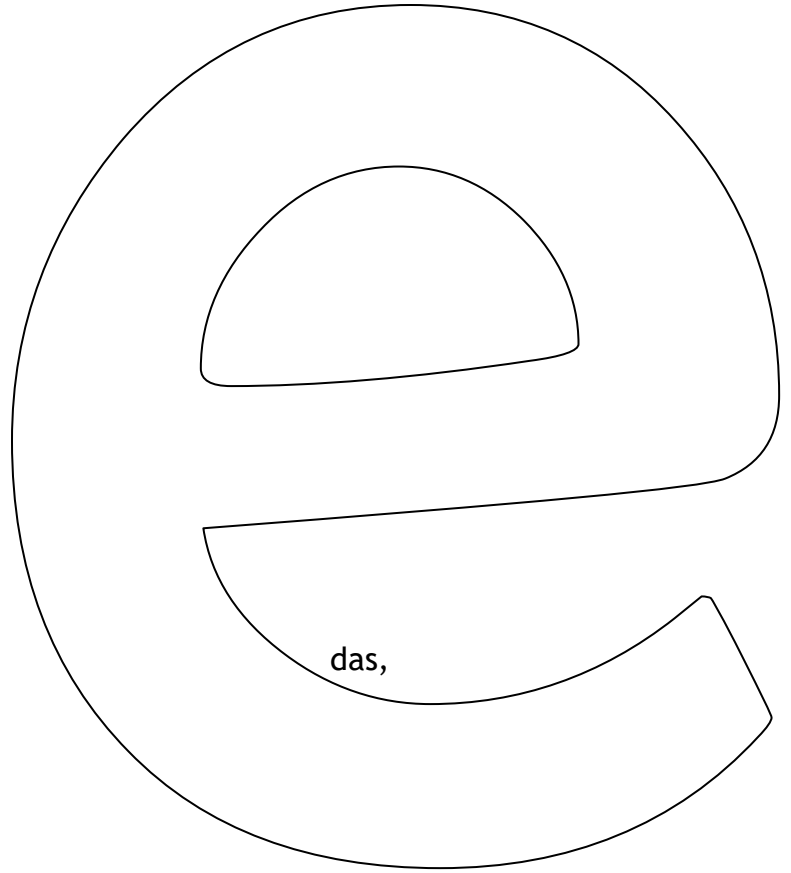
books about ears and/or electricity/energy

1. 20 minutes snack/lunch & read-aloud
  - elephant ears (made with bread dough), optional eggs
  - Horton Hears a Who, or Dumbo
2. 5 minutes circle time
  - explain routine and expectations
  - “Eletelephony” by Laura Elizabeth Richards (1850-1943)
  - “Un elefante . . . sobre la tela de una araña”, “When I See an Elephant Fly”
3. 15 minutes free play
  - among the options:
    - a. egg relays: boiled or plastic eggs to roll or carry with a spoon
    - b. puppet emu with strings, or pin (tape) the tail on the elephant
    - c. lots of different kinds of ears to wear, or toys with electric engines
4. 15 minutes alphabet page “e”
  - glue the grey “e” on the “e—elephant ears” page
  - (take an “o”, cut it to make a “c”, add a line to make an “e”, note 2 sounds of e)
  - trace the dotted line to draw an elephant head, draw in his eye (funny way to spell)
  - color the elephant grey
  - optional: discuss other kinds of ears, sing “Do Your Ears Hang Low”
5. 15 minutes movement—electricity games, such as:
  - hold hands in a line (no electricity/movement), close the circuit/circle (move around in a circle. Open a switch (lift up an arm, so the circuit is broken): stop.
6. 15 minutes colors, shapes, and numbers
  - play “Color Discover”—each person find & point to a grey object by count of 10 or 20
  - count them; classify the shapes of the objects
7. 5 minutes circle time
  - “Gray Goose and Gray Gander”, “Humpty Dumpty” (note different kinds of eggs)
  - Horton Hatches the Egg, Chickens Aren’t the Only Ones
  - “Go Tell Aunt Rhodie”


Eletelephony  
by Laura Elizabeth Richards (1850-1943)  
<http://www.smart-central.com/Eletelephony.htm>

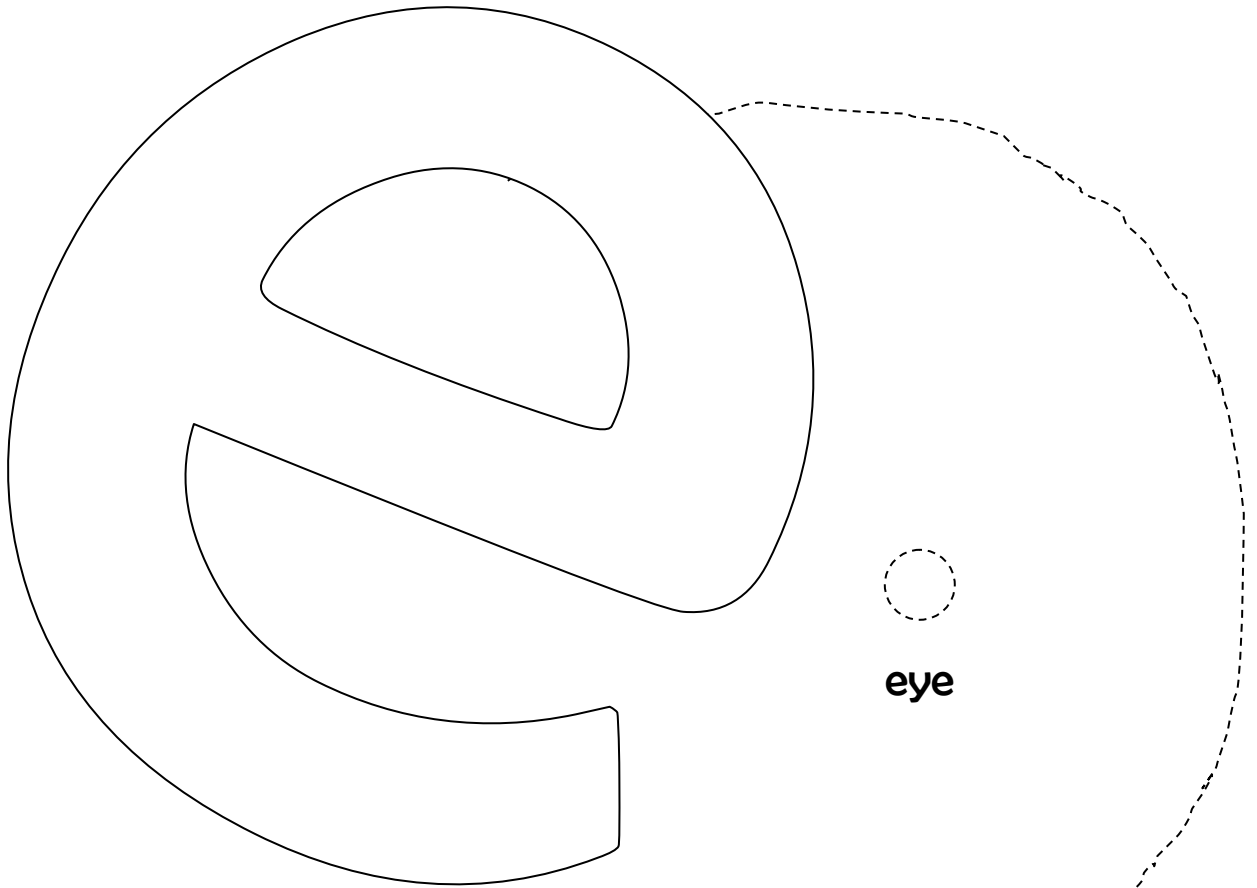
elephant ear pattern  
cut out in grey

Once there was an elephant  
Who tried to use the telephant--  
No! No! I mean an elephone  
Who tried to use the telephone--  
(Dear me! I am not certain quite  
That even now I've got it right.)  
Howe'er it was, he got his trunk  
Entangled in the telephunk;  
The more he tried to get it free,  
The louder buzzed the telephee--  
(I fear I'd better drop the song  
Of elephop and telephong!)




cut 4 paper circles per child to make enchila-  
or 4 paper squares to make egg rolls





eye

elephant ear



## Day 11

### F—fingerpaint, green

#### day-specific materials:

frozen fruit pops, or flax seed French bread/toast with fruit

“F” page for each child

green fingerpaint

green shapes and/or numbers to hide and find

The Foot Book, Faces, Hand, Hand, Finger, Thumb

farm & furry friends, family (esp. father)

simple paper fans (children may decorate)

family dress-up, and playhouse items

flags, flowers

#### optional materials:

Lady Fingers, fig newtons

fire engine/truck, fireman hat

books: “F” words—fire, flowers, flags, foods, forests, Fall, foxes, ferrets, fingerprints, farms . . .

The Fox and the Hound

flute, tuning fork, football, frisbee

1. 20 minutes snack/lunch & read-aloud
  - frozen fruit pops, or flax seed French bread/toast with fruit, or any finger foods
  - The Foot Book, Faces, Hand, Hand, Finger, Thumb
2. 5 minutes circle time
  - explain routine and expectations
  - finger plays with first, fourth, and fifth, such as: “Five Big Fireworks” by ST
  - “Face, fingers, feet and floor” to the tune of “Head, shoulders, knees, and toes”
  - or, Fireman fingerplays, see <http://www.preschoolrainbow.org/helper-rhymes.htm>
  - lots of fire safety rhymes/fingerplays at <http://www.preschooleducation.com/sfire.shtml>
3. 15 minutes free play
  - among the options:
    - a. farm & furry friends, family, fences
    - b. simple paper fans, decorated with flags or flowers, fall leaves or feathers
    - c. family dress-up & house play
4. 15 minutes alphabet page “F”, fingerpaint
  - Use green fingerpaint to trace the letter F, make fingerprint flowers, or, draw a flag in the upper part of the F
  - Optional: fold a paper fan and decorate it with fingerpaint flowers or flags
5. 15 minutes movement—marching music with flags (opt. trace footprints to follow), or play “Mother May I?” or “Farmer in the Dell”
6. 15 minutes colors, shapes, and numbers
  - hide & seek green shapes and/or numbers
  - sort and count them (e.g. shapes with corners, rounded shapes; opt. different sizes) or put numbers in order
7. 5 minutes circle time
  - “The Fox and the Bramble”, “the Fox and the Stork”, or “the Greedy Fox”, by Aesop
  - Jack and the Beanstalk, or, Green Eggs and Ham, or, The Giving Tree
  - “Pease Porridge Hot”, “Peter Piper”, “In the Leafy Tree-Tops”, “Old MacDonald”

## **Five Big Fireworks** by Susan Ternyey

### **Five big fireworks flew up in the sky**

(Five finger hand flies up high)

### **First one exploded, “My, oh, my!”**

(show first finger, put curled hands together and make them explode apart—fingers fly apart, and/or, put hands to cheeks, mouth open in awe)

### **Second one fizzled, “Oh, no, no—”**

(show 2 fingers, curled hand jiggles downward as though a fizzled firework, and/or, put hand on mouth, looking disappointed)

### **Third one sparkled, “Oh, oh, oh!”**

(show 3 fingers, open and close curled hand quickly to show sparkling, and/or, turn head and pat cheek on each “Oh”, looking up, pleased)

### **Fourth one made a fountain, “Watch it go!”**

(show 4 fingers, move hands up together and out, as if a fountain, and/or, point up and follow finger in fountain motion)

### **Fifth one was a bang-up ending for the show!**

(show 5 fingers, clap hands together on “bang-up” )

Books about animal footprints/tracks:


- Big Tracks, Little Tracks: Following Animal Prints by Millicent E. Selsam
- Footprints in the Snow by Cynthia Benjamin (nonfiction)
- Footprints in the Snow: A Picture Book by Mei Matsuoka (fiction)
- Footprints in the Snow by Rebecca and Brian Wildsmith (What Next Books)
- Footprints in the Snow: Counting by Twos by Michael Dahl (Know Your Numbers)
- Who Was Here?: Discovering Wild Animal Tracks by Mia Posada (Millbrook Picture Books)

<https://www.prekinders.com/animal-tracks-book/>

Videos

<https://www.youtube.com/watch?v=XzO2S-CizAU>

<https://www.youtube.com/watch?v=6Bn6OgmAzNO>



**fingerprint**



## Day 12 f—frog, green

### day-specific materials:


fish and fries, or fettucini, and forks, frankfurters, frog eye salad (recipes online)  
faces/feelings paper plates  
“f” page for each child  
green fingerpaint  
green objects to find  
Frog and Toad, One Fish, Two Fish, Red Fish, Blue Fish  
fishing game  
musical frog, or origami hopping frogs to “race”  
shark and fish puppets





### optional materials:

flippers  
books about fish, frogs, flies . . .

1. 20 minutes snack/lunch & read-aloud
  - fish and fries, or fettucini, with forks; frankfurters & frog eye salad (made w/tapioca or pasta—recipes online)
  - Frog and Toad, One Fish, Two Fish, Red Fish, Blue Fish, make your own rhyme, like:  
“One fish, two fish; red fish, blue fish;  
A fat fish, a small fish; a very, very long fish;  
Now that’s a very, very strong fish!”
2. 5 minutes circle time
  - explain routine and expectations
  - “Three Little Fishies”
  - “Shoo Fly, Don’t Bother Me” “If You Chance to Meet a Frown”  
faces/feelings paper plates
3. 15 minutes free play
  - among the options:
    - a. fishing game (a cloth or kiddie pool pond, paper or felt fish w/paperclips on mouth, a magnet on a string to catch the fish with—try getting 1, then 2, then 3)
    - b. musical frog, or origami hopping frogs to “race”
    - c. shark and fish puppets
4. 15 minutes alphabet page “f”
  - trace the “f” with green fingerpaint; glue the frog, the fish, and the fly on the paper
  - find the fish fins—fish have fins instead of fet
  - both the fish and the frog want to eat the fly—Do you like to eat flies?
5. 15 minutes movement—Leap Frog
6. 15 minutes colors, shapes, and numbers
  - play “Color Discover”—each person find & point to a green object by count of 20
  - count them; classify the shapes of the objects
7. 5 minutes circle time
  - “Mr. Frog” (Random . . . Treasury), Aesop: “The Ox and the Frogs”, “The Quack Frog”
  - The Frog Prince
  - “Frog Went A-Courtin’” aka “A Frog He Would a-Wooing Go”  
or, “It’s Not That Easy Being Green”

**Frogs and fish eat flies.**





## Day 13

### G—grab garbage, goat, yellow

#### day-specific materials:

goulash, gumbo, or gazpacho with garlic bread, green grapes

“G” page for each child

yellow confetti (may be homemade from paper scraps)

yellow shapes and/or numbers to hide and find

Gregory the Terrible Eater, Three Billy Goats Gruff, Kid, Curious George

goat puppets or flannel board story, or pictures to put in order, of 3 Billy Goats Gruff

toy garbage truck or various games

guitar, or funny gloves and glasses to try on

#### optional materials:

goat milk or cheese, goose or gooseberries, granola bar, graperfruit

greens or greenbeans, grits, groundbeef and guacamole

goatherd song segment of “Sound of Music”



books: “G” words—girls, growing, grandparents, gardens, glass, garbage disposals, gold,

goldfish, goats, geese, grasshoppers, gorillas, guinea pigs,

“I Love Trash” by Jeffrey Moss, Heidi,

1. 20 minutes snack/lunch & read-aloud ideas
  - goulash, gumbo, or gazpacho with garlic bread
  - Gregory the Terrible Eater, Three Billy Goats Gruff
2. 5 minutes circle time
  - explain routine and expectations
  - Kid (tiny boardbook about goat kid), “Bill Grogan’s Goat” song, or “Mr. Grinch”
3. 15 minutes free play
  - among the options:
    - a. goat puppets (gloves?) or flannel board story of Three Billy Goats Gruff  
Make up a story about girl goats
    - b. toy garbage truck or various games
    - c. guitar or various gloves (glittery gold gloves?) and goofy glasses to try on
4. 15 minutes alphabet page “G”, Grab Garbage
  - Glue a yellow “G” on the page; spread glitter glue inside the G and sprinkle yellow confetti, as if it were garbage to put inside the “G” garbage receptacle
  - Compare the shapes of O, C, e, and G
  - Color the goat and the garden guarded by a gate, using grey & green
5. 15 minutes movement—gorilla (girl) dances Minuet in G—by Bach
6. 15 minutes colors, shapes, and numbers
  - hide & seek yellow shapes and/or numbers
  - sort and count them (e.g. shapes with corners, rounded shapes; opt. different sizes)  
or put numbers in order
7. 5 minutes circle time ideas
  - “Mary Had a Pretty Bird, feathers bright and yellow . . .”
  - Tweety Bird story
  - “A Tisket, A Tasket”, “She Wore a Yellow Ribbon”, or, “Cinderella, Dressed in Yellow”  
“Tie a Yellow Ribbon ‘Round the Old Oak Tree”, “Yellow Rose of Texas”

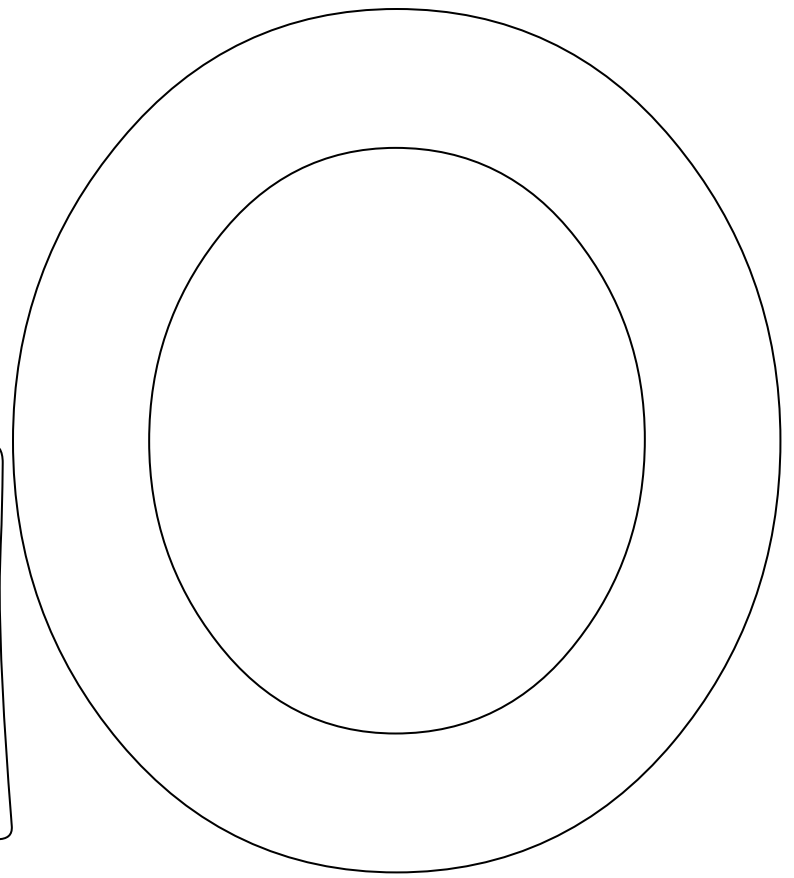

# Grab Garbage






Goat




Garden Gate





Another option:  
Silly Symphony "The Grasshopper and the Ants"  
<https://www.youtube.com/watch?v=T10iRVFRvEk>





## Day 14

### **g—gem, giraffe, gingerbread man, yellow**

#### day-specific materials:

gingerbread, grape or guava drink

“g” page for each child

yellow gem to glue inside the g, yellow J, yellow giraffe

yellow objects to find

The Gingerbread Man, Rudyard Kipling’s Just So Stories

figures for The Gingerbread Man

giraffe puppet or toy

gems and magnifying glasses (with supervision)

#### optional materials:

books about giraffes, gems, . . .

gumdrops or gummy candies

1. 20 minutes snack/lunch & read-aloud
  - gingerbread, grapes or guava drink
  - The Gingerbread Man, “How the Giraffe Got Its Long Neck” by Rudyard Kipling
2. 5 minutes circle time
  - explain routine and expectations
  - lots of Gingerbread Man songs at [www.canteach.ca/elementary/songspoems95.html](http://www.canteach.ca/elementary/songspoems95.html)
  - “Five Tall Giraffes”, “Giraffe”
3. 15 minutes free play
  - among the options:
    - a. figures for The Gingerbread Man
    - b. giraffe puppet or toy, or gymnastics mat
    - c. gems and magnifying glasses (with supervision)
4. 15 minutes alphabet page “g”
  - glue the yellow gem inside the round part of the “g”
  - glue the yellow “J” alongside the gem to show the sound of “g” in “gem, ginebread, and giraffe
  - glue the yellow giraffe on the page, then color brown spots on him
  - decorate the gingerbread man as you like (glue on buttons, rickrack, ribbon . . .)
5. 15 minutes movement—Gingerbread Man race
6. 15 minutes colors, shapes, and numbers
  - play “Color Discover”—each person find & point to a yellow object by count of 20
  - count them; classify the shapes of the objects
7. 5 minutes circle time
  - “The Wind and the Sun”, or, “The Lamp”, by Aesop
  - Curious George
  - “Rocks and Gems and Minerals”, or, “Yellow Submarine”



*adapted from : [www.iowaaeyc.org/pdf/Finger\\_Plays\\_and\\_Action\\_Verses.doc](http://www.iowaaeyc.org/pdf/Finger_Plays_and_Action_Verses.doc)*

### **Five Tall Giraffes**

One giraffe with long neck, touched the sky so blue,  
Called a friend to join him, then there were two.  
Two giraffes with long tongues, plucked the leaves of trees,  
Called a friend to join them, then there were three.  
Three giraffes spread long legs, to drink along the shore,  
Called a friend to join them, then there were four.  
Four giraffes closed long lashes, keeping sand from eyes,  
Called a friend to join them, then there were five.  
All giraffes have long lashes, legs, and necks, and tongues—  
Giraffes the gentle giants, stand tall, but do smell strong!

*adapted from: [www.alphabet-soup.net](http://www.alphabet-soup.net)*

### **Giraffe**

Of all the animals in the zoo,  
I am the tallest, that is true.  
I am brown and tan, with spots,  
And on my head I have two knobs.  
My neck is long, I am very tall,  
But I don't have very much voice at all.  
I have a big ear on each side of my head;  
High in the trees I reach to get fed—  
I walk right up to the tallest tree,  
And eat leaves and twigs that are good for me.  
Who am I? I am a giraffe.

[www.kidsknowit.com/educational-songs/play-educational-song . . .](http://www.kidsknowit.com/educational-songs/play-educational-song...)



### **Rocks and Gems and Minerals**

Rocks and gems and minerals,  
Rocks and gems and minerals,  
Anyone can have some fun  
With rocks and gems and minerals.  
What's a rock and what's a gem  
How do you distinguish them?


...  
Rocks are made up of one or more minerals,  
and gems are certain kinds of rare and valuable rocks.

gem

giraffe



gingerbread man



Print this page  
on yellow paper.

## Day 15

### H—house, white

#### day-specific materials:

(opt. honey graham) graham cracker/cookie house building materials

“H” page for each child

white shapes and/or numbers to hide and find

Hansel & Gretel, It Could Always Be Worse by Margot Zemach, At the Hospital by ST

accoutrements for playing house or hospital (including helicopter), or hotel

all kinds of hats/headgear/helmets or toy hammer & pegs

harp, horns, or harmonicas

#### optional materials:

The House that Jack Built

halibut, honeydew, hazelnuts, herbs

handles and hangers

Hello, Hi, How are you? in various languages

books about different kinds of homes (people/animals) around the world

1. 20 minutes snack/lunch & read-aloud
  - build graham cracker/cookie houses (snack on extra materials)
  - Hansel & Gretel, It Could Always Be Worse by Margot Zemach
2. 5 minutes circle time
  - explain routine and expectations
  - “The Wise Man and the Foolish Man” song (opt demo toy hammer for building)
  - “Hips, Hands, Head, and Hair” to the tune of “Head, Shoulder, Knees and Toes”
  - “If You’re Happy and You Know It”, or “Happy Family”
  - At the Hospital by ST, or The House That Jack Built nursery rhyme
3. 15 minutes free play
  - among the options:
    - a. accoutrements for playing house or hospital (including helicopter), or hotel
    - b. all kinds of hats/headgear/helmets or toy hammer & pegs
    - c. harp, horns, or harmonicas
4. 15 minutes alphabet page “H”, house
  - Glue or staple the Happy Home over the H, on the left side only, so that it can be opened like a door to show the interior of the house.
  - Optional: draw some furniture “upstairs” and “downstairs” in the H
5. 15 minutes movement—hopscotch
6. 15 minutes colors, shapes, and numbers
  - hide & seek white shapes and/or numbers
  - sort and count them (e.g. shapes with corners, rounded shapes; opt. different sizes) or put numbers in order
7. 5 minutes circle time
  - “Humpty Dumpty”
  - Snow White, “The Snow Queen”, The Mitten by Jan Brett, or Footprints in the Snow by Cynthia Benjamin (level 1 reader)
  - “White Christmas”, “Over the River and Through the Woods”

**Hips, Hands, Head, and Hair** (to the tune of “Head, Shoulders, Knees, and Toes”)  
by ST

*Hips, hands, head, and hair,  
Head and hair,  
Head and hair,  
Hips, hands, head, and hair,  
I hear with my ears,  
And make a happy face.*

(alt. end: I am *happy*  
When I get a *huge hug!*)

Hansel and Gretel by the brothers Grimm (Golden Book)


Hansel and Gretel by the Brothers Grimm (Dial Books for Young Readers)

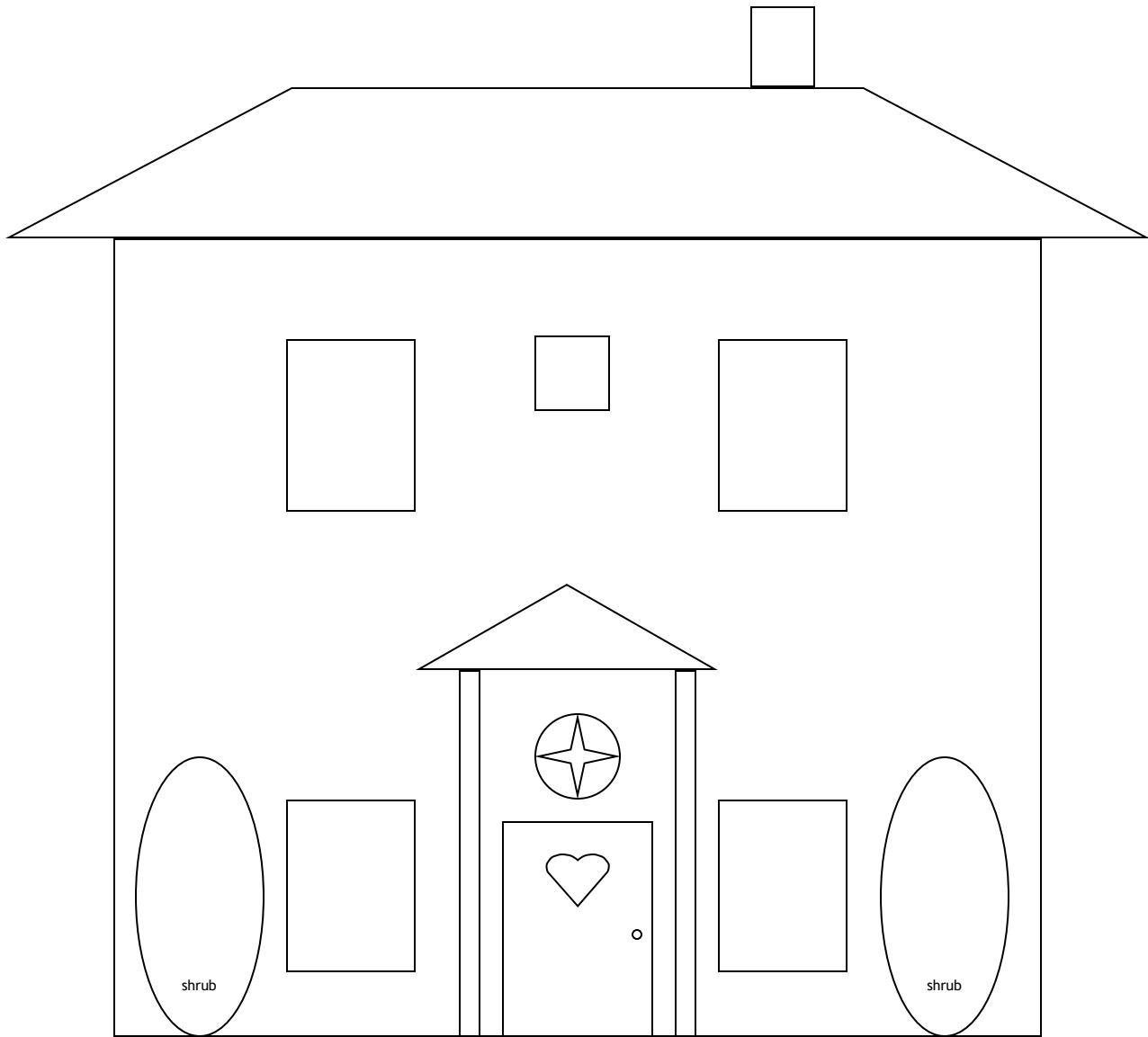
It Could Always Be Worse a Yiddish folk tale retold by Margot Zemach

The House That Jack Built (Whitman Tale-a-Tale book)

At the Hospital by Susan Ternyey

House





## Happy Home

### Options:

1. Have the children color, cut, and glue or staple this home over the H on the H page—glue only the left side, so that the entire house opens like a door to reveal the H underneath. The lower floor (below the horizontal line of the H) could have a couch, a table and chairs, or a kitchen drawn in it; the upper floor of the H could have a bed and dresser. Stairs could be drawn in one of the vertical legs of the H.
2. Cut out the shapes of the home above in different colors (you may choose to have the home white), and let the children glue the shapes onto the home (name the shapes). Then as above, glue the left side of the home onto the H page so that it can be opened like a door to show the inside of the house.

## Day 16

### h—horse, white

#### day-specific materials:

hot hamburger & hominy stew, and/or ham sandwich halves

“h” page for each child

white objects to find

Henrietta and the Hat by Mabel Watts, books about horses

toy horse & accoutrements or stick horse

100 items; \$100 play money, 100 pennies = a dollar, 10 dimes, \$1, etc.

handles or hangers to hook together

hula hoop(s) or a hose

#### optional materials:

books: cowboys, rodeos, circus trick riders, polo, fox hunting, show horses, horse racing . . .

animals with horns & hooves

hamsters, hedgehogs, hogs, hippos, hawks, hares, hens

real hay and hoe to show

My “h” Sound Box by Jane Belk Moncure

1. 20 minutes snack/lunch & read-aloud
  - hot hamburger and hominy stew, and/or ham sandwich halves
  - Henrietta and the Hat by Mabel Watts, Barney’s Horse by Syd Hoff (An I Can Read Book), Robert the Rose Horse by Joan Heilbroner (illus. by PD Eastman), books about horses
2. 5 minutes circle time
  - explain routine and expectations
  - “This is the Way the Lady Rides”, “Here Goes My Lord”, “Shoe a Little Horse”  
see <http://www.mamalisa.com/blog/horse-trotting-rhymes-to-play-with-older-kids/>
  - “All the Pretty Little Horses” (lullaby) see [mamalisa.com](http://www.mamalisa.com)  
or, “A Horse is a Horse” (from TV show Mr. Ed); “The Old Grey Mare”,  
“Strawberry Roan”, various cowboy songs
3. 15 minutes free play
  - among the options:
    - a. toy horse and accoutrements or stick horse
    - b. hundreds: \$100 play money, 100 pennies = a dollar, 10 dimes, \$1
    - c. handles or hangers to hook together
4. 15 minutes alphabet page “h”
  - glue the white oval onto the “h” page as a head for the “h” horse
  - draw an eye, nostril, mouth, ears, mane, and tail on the “h” to make a horse
  - glue or draw hay and a hoe on the “h” page
5. 15 minutes movement—hula hoop (or, uses a hose to make figures to hop over/through)  
(hop from one hula hoop to another, or hop through the hula hoops)
6. 15 minutes colors, shapes, and numbers
  - play “Color Discover”—each person find & point to a white object by count of 20
  - count them; classify the shapes of the objects
7. 5 minutes circle time
  - “The Wolf and the Horse”, “The Soldier and His Horse”, by Aesop
  - “Stopping by Woods on a Snowy Evening” by Robert Frost
  - “Ride a Cock Horse”, “Horsey, Horsey, on Your Way”



Horsey horsey on your way, we've been together for many a day  
So let your tail go swish and your wheels go round  
Giddy up, we're homeward bound  
I'd like to take a horse and buggy, and go riding through the town  
I'd like to hear old Dobbin's clip clop, I'd like to see the wheels go round  
<http://www.englishplaynow.com/node/8>



At the Hospital by Susan Ternyey  
The Big Book of Horses by Edward L. Chase  
The How and Why Wonder Book of Horses by Margaret Cabell Self  
Henrietta and the Hat by Mabel Watts  
My Little Book of Horses by Jane Dwyer Walrath

Hoe, hoe, hoe your row,  
Hack those horrible weeds!  
Water well, watch your garden grow  
From those tiny seeds.  
(by ST, to the tune of "Row Your Boat")


Horse head options:

cut out oval  
"h" page

and add features, or use head below, to glue onto the




haystack  
bale of hay  
rolled bale of hay  
loose hay in a feeder



horse

horses eat hay



**horses have heads** (draw or glue on a head, add eye, nostril, mouth, ears)

**horses have hair** (draw the horse's mane and tail)

**horses have hips** (point to the top of the hind legs, by the tail)

**horses have hooves** (draw hooves)

**horses have no hands**

**Day 17**  
**I-icicle, pink**

day-specific materials:

pink slush or other drink with icy ingredients  
“I” page for each child

pink shapes and/or numbers and a pink-patterned bag

Water as a Solid by Helen Frost, Igloos and Inuit Life, by Louise Spilsbury,

Itsy-Bitsy Animals by Margaret Wild

toy iron, ironing board and napkins to iron; or, magnet and iron filings & other iron items

pillows, opt. blue blanket/quilt and toy iguana

musical or other kinds of instruments (writing, medical, or scientific instruments)

optional materials:

4-square for writing: “I am . . .”

books about igloos, ice skating/sports, Iceland, Ireland, islands, Ibex

make an island: sea-blue base, dough island, plastic toy palm, sea creatures

1. 20 minutes snack/lunch & read-aloud
  - pink slush or other drink with icy ingredients (such as pink ice cubes)
  - Water as a Solid by Helen Frost (excellent pictures and easy text, includes icicles),  
Igloos and Inuit Life by Louise Spilsbury,
2. 5 minutes circle time
  - explain routine and expectations
  - “An Icicle”, “Winter”, “As I Was Going to St. Ives” Nursery Rhymes/Riddle
  - “Once There Was a Snowman”, “Frosty the Snowman”
3. 15 minutes free play
  - among the options:
    - a. toy iron & ironing board, or iron objects and magnet
    - b. make pillow islands (opt. blue quilt sea, toy iguana), and go island hopping
    - c. musical instruments, or other kinds of instruments
4. 15 minutes alphabet page “I”, icicle
  - Draw or glue an icicle in capital “I”, or,
  - drip pink paint down the “I” to make an icicle
  - optional: show how some capital letter “I”s have a roof and ground (I),  
“An icicle drips; its drips slip down: an icy slide toward the ground;  
but if its cold, so very cold, those drips freeze stiff; & make a stick of icy drips.” ST
5. 15 minutes movement
  - Do the Hokey Pokey
6. 15 minutes colors, shapes, and numbers
  - let the children take turns pulling pink shapes or numbers from a pink-patterned bag  
and name the shapes (or use pink and white shapes, and name color & shape)
7. 5 minutes circle time
  - “This Little Piggy”, “The Three Little Pigs”
  - “Who’s Afraid of the Big Bad Wolf?”
  - Itsy-Bitsy Animals by Margaret Wild (cue the child when to say “itsy-bitsy”)

**Biblicography**

The Little Green Island with a Little Red House: a book of colors and critters by Sharon Lovejoy

Toby Belfer Visits Ellis Island by Gloria Teles Pushker

Surrounded By Sea: life on a New England fishing island by Gail Gibbons

Encourage the child to tell 4 things about him/herself. Teacher writes the words, child draws an illustration.

<p><b>I am _____.</b></p>	<p><b>I am _____.</b></p>
<p><b>I am _____.</b></p>	<p><b>I am _____.</b></p>



Icicle

**Day 18**  
**i—ice cream, if, pink**

day-specific materials:

pink ice cream

“i” page for each child, cone and ice cream to glue onto “I” page

pink objects to find

If I Ran the Zoo by Dr. Seuss, If You Give a Mouse a Cookie by Laura Numeroff

My “i” Sound Box by Jane Belk Moncure

measuring tapes/instruments to measure inches

toy insects and jars for cages/classification

a pile of piggies, or a flock of flamingos

optional materials:

books: insects, plants/insects causing itchy inflammations, making ice cream, flamingos, pigs,

iguanas, impalas, imagination: A Box Can Be Many Things by Dana Meachen Rau

butterfly net and notebook to draw, for an insect hunt, if weather permits

4-square for writing: “If . . .”

1. 20 minutes snack/lunch & read-aloud

—pink ice cream

—“If I Didn’t Have You” from Monsters, Inc

<https://www.youtube.com/watch?v=fEqrt6nZTS4>

—If I Ran the Zoo by Dr. Seuss, If You Give a Mouse a Cookie, My “i” Sound Box

2. 5 minutes circle time

—explain routine and expectations

—“I scream, you Scream, we all scream for ice cream”, “Inchworm”, or:

—“If I had a pony”, “If I were an apple”, “If all the seas...”, “If”, “If wishes were horses”, “If I’d as much money...”, “If you are to be a gentleman...”,

—“If all the raindrops . . .”, “If I had a Hammer”, “If I Only Had a Brain”

3. 15 minutes free play

—among the options:

a. measuring tapes/instruments to measure inches

b. toy insects and jars to classify and “cage” them in an insect zoo, and insectavores

c. a pile of piggies, or a flock of flamingos, 3 little pigs flannel board & story figures

4. 15 minutes alphabet page “i”

—glue the ice cream cone on the lower part of the “I”, the ice cream on the dot

5. 15 minutes movement

—Avoid the poison ivy/biting insects, or get itchy inflammation illness! (go to infirmary)

(one child is “It”, tries to touch the others—if you are touched by the “ivy/insect”, you

must go to the infirmary—indicate with a sign on the couch—the “Dr.” comes with

“instruments”: an oral thermometer and pretend stethoscope)

6. 15 minutes colors, shapes, and numbers

—play “Color Discover”—each person find & point to a pink object by count of 20

—count them; classify the shapes of the objects

7. 5 minutes circle time

—“The Swineherd”, or, “The Emperor’s New Clothes” (fairy tales)

—“The Pig & the Sheep”, or, “A Boy Bathing” (Aesop)

—“Tom, Tom, The Piper’s Son”; “To Market, To Market”; “Barber, Barber, Shave a Pig”


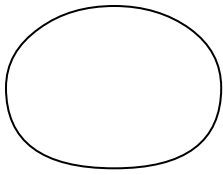
Related kid movies:

“Antz”, “A Bug’s Life”, “Ant Bujlyly”

Read If I Ran the Circus, If I Ran the Zoo, If You Give a Mouse a Cookie, . . .

Encourage the child to imagine two interesting possibilities, and what might follow. Teacher writes the words, child illustrates. (Or use the first as an example of one of the stories above, the other for the child to imagine).

<b>If</b> _____,	<b>then</b> _____.
<b>If</b> _____,	<b>then</b> _____.

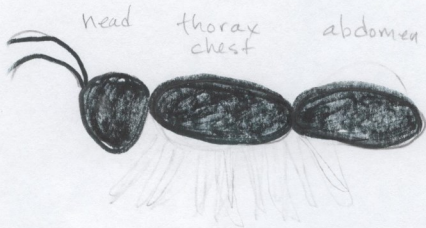


**ice cream**





# insects




ant



grasshopper

butterfly



bees  
houseflies  
dragonflies



## Day 19

### J—jet, silver


#### day-specific materials:

a jar of jam/jelly, etc. for sandwiches, & jug of juice  
“J” page for each child, and a picture of a jet  
silver shapes and/or numbers and a silvery bowl/container  
Jack and the Beanstalk, Jack Sprat, and Jack nursery rhymes  
jacks  
toy or paper jets (jet airplanes)  
jewels or jewelry


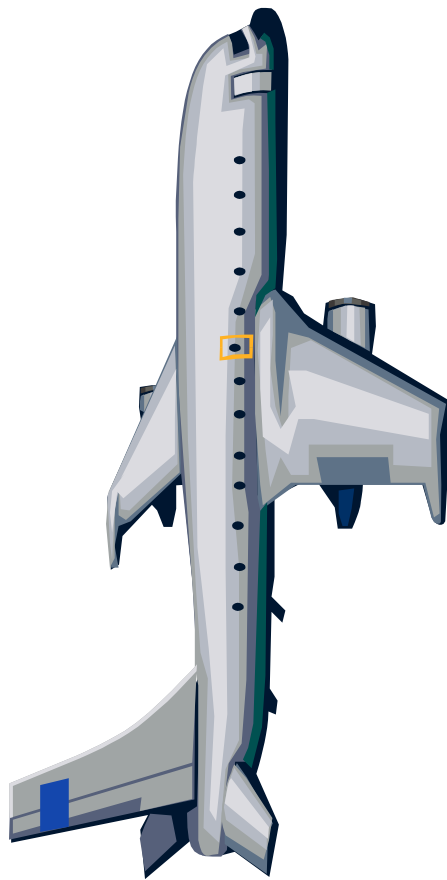
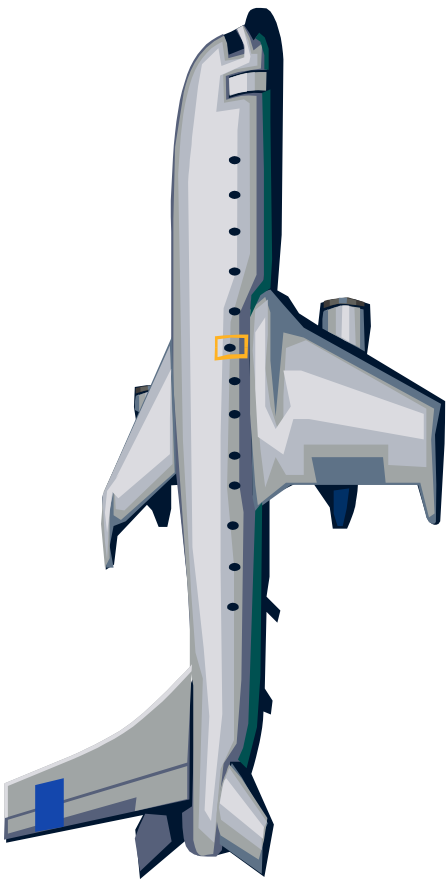

#### optional materials:

books about jays, jellyfish, jackals, jets, jewels/jewelry, jokes, or jugglers, January, June & July  
beads and strings for making jewelry  
jingle bells  
flannel board figures: Jack and Jill  
3-5 pictures from Jack and the Beanstalk to put in order

1. 20 minutes snack/lunch & read-aloud
  - jam/jelly sandwiches & juice
  - Jack and the Beanstalk, Jack Sprat by Helen Wing  
(raise your hand when you hear “J” sound or word)
  - “Little Jack Horner”, “Handy, Pandy, Jack a Dandy”, “Jack & Jill”
2. 5 minutes circle time
  - explain routine and expectations
  - ”Jack Sprat”, “Little Jack Horner”, “Jack and Jill”, “the Jolly Miller”
  - ”John Jacob Jingleheimer Schmidt” or ”Leavin’ on a Jet Plane”
3. 15 minutes free play
  - among the options:
    - a. jacks
    - b. toy or paper jets (jet airplanes)
    - c. jewels or jewelry
4. 15 minutes alphabet page “J”
  - glue a jet on capital “J”
5. 15 minutes movement
  - jog, jive, jazz, or do a jig
6. 15 minutes colors, shapes, and numbers
  - let the children take turns pulling silver shapes or numbers from a silvery container and name the shapes (or use silver and gold shapes, and name color & shape)
7. 5 minutes circle time
  - ”1,2,3,4,5, I caught a fish alive”, “Mistress Mary”,
  - ”The Piping Fisherman” (Aesop), or “The Fisherman & His Wife”
  - ”Make New Friends, but keep the old . . .”, or “Silver Bells”, or “Jingle Bells”
  - ”Leavin’ on a Jet Plane”



**Jet**



## Day 20

### j—jump, jazz, silver

#### day-specific materials:

jambalaya, jerky, jackfruit, or Jello

“j” page for each child

silver objects to find

Bebop Express by H.L. Panahi, The Jungle Book,

jump ropes

accoutrements for various jobs

judge, jury, & jail (possibly flannel board figures)

#### optional materials:

books about jaguars, jungles, jockeys, jobs, Jews or Jesus

ship, toy sword

3-5 pictures from the Jungle Book to put in order


toy or pretend candle to jump over

huge box(es) to play Jack in the Box

extra paper for more finger paints

Silly Symphonies “Music Land” <https://www.youtube.com/watch?v=dihJ1w48Jh0>

1. 20 minutes snack/lunch & read-aloud
  - jambalaya, jerky, jackfruit, or Jello jigglers
  - (Jazz) Bebop Express by H.L. Panahi, Jungle Book
2. 5 minutes circle time
  - explain routine and expectations
  - “Jack Be Nimble”; “Little Jumping Joan”; “Diddle, Diddle Dumpling”
3. 15 minutes free play
  - among the options:
    - a. jump ropes
    - b. play Jack in the Box (like musical chairs, jump up when music stops—opt huge box)
    - c. accoutrements for various jobs
    - d. judge, jury, & jail (possibly flannel board)
4. 15 minutes alphabet page “j”
  - with finger paint on pointer finger, pretend to jump from the dot of the j, to the main part of the j, and slide to the end: “jump and slide”
5. 15 minutes movement
  - jump like a joey, a jackal, jerboa, jumping spider, and a jaguar; swim like a jellyfish; fly like a jabiru & jaeger & junco
6. 15 minutes colors, shapes, and numbers
  - play “Color Discover”—each person find & point to a silver object by count of 20
  - count them; classify the shapes of the objects
7. 5 minutes circle time
  - “See a pin, pick it up”, “I had a little Nut Tree” Bobby Shaftoe’s gone to sea”
  - “Wynken, Blynken, & Nod”, “Mary, Mary, Quite Contrary”
  - The Sword in the Stone, parable of the 10 pieces of silver
  - “By the Light of the Silvery Moon”, or “Silver Threads Among the Gold”



**jump**

**Day 21**  
**K—kick, gold**

day-specific materials:

kumquat & kiwi fruit kabob, or kielbasa & kraut  
“K” page for each child, skewers, and paper fruit shapes  
gold shapes and/or numbers and a gold colored bag


Joey Runs Away by Jack Kent, Australia’s Amazing Birds & Animals by David Harris

kaleidoscopes  
play kitchen with kettles  
kittens with mittens

optional materials:

books about kangaroos, koalas, kookaburras, kiwis & kites (birds), cooking in the kitchen  
Winnie the Pooh story including Kanga and Roo  
Captain Kangaroo song, album, or episode  
kelp, kohlrabi, kale  
leprechaun story

1. 20 minutes snack/lunch & read-aloud
  - kumquat & kiwi fruit kabob, or kielbasa & kraut
  - Australia’s Amazing Birds & Animals, or Winnie the Pooh story with Kanga and Roo
  - Joey Runs Away by Jack Kent
2. 5 minutes circle time
  - explain routine and expectations
  - “Kookaburra” song, make a K with your body
  - “The Duck and the Kangaroo” (nonsense verse)
  - “The Robber Kitten”, “Three Little Kittens”
3. 15 minutes free play
  - among the options:
    - a. kaleidoscopes
    - b. play kitchen with kettles
    - c. kittens with mittens
4. 15 minutes alphabet page “K”
  - use skewers and paper shapes to make kabobs to fit the lines of the “K”
  - draw a head and hand at the top of the K, two feet at the bottom  
note how the K looks like it’s kicking its leg out
  - opt. draw or glue a kite with a string held by the hand of the K
5. 15 minutes movement—kangaroo hops and kicks
6. 15 minutes colors, shapes, and numbers
  - let the children take turns pulling gold shapes or numbers from a gold colored bag  
and name the shapes (or use silver and gold shapes, and name color & shape)
7. 5 minutes circle time
  - “Rumplestiltskin”
  - “Heart of Gold” (Neil Young song, also sung by Johnny Cash, etc.)
  - “The Best Things in Life are Dirty” (from “Paint Your Wagon”)
  - leprechaun story



Kick



<http://lyricsplayground.com/alpha/songs/k/kookaburra.shtml>

Kookaburra  
(Marion Sinclair—Australian Children’s Song, 1936)

Kookaburra sits in the old gum tree  
Merry, merry king of the bush is he  
Laugh, Kookaburra! Laugh, Kookaburra!  
Gay your life must be.

Kookaburra sits in the old gum tree  
Eating all the gum drops he can see  
Stop, Kookaburra! Stop, Kookaburra!  
Leave some there for me

Kookaburra sits in the old gum tree  
Counting all the monkeys he can see  
Stop, Kookaburra! Stop, Kookaburra!  
That’s not a monkey, that’s me!


Extra verses:

Kookaburra flies from the old gum tree  
Flapping his wings for all to see  
Laugh, Kookaburra! Laugh, Kookaburra!  
Flying, oh, so free.

Kookaburra lands in the old gum tree  
Fluttering his wings for all to see  
Laugh, Kookaburra! Laugh, Kookaburra!  
Happy as can be!

Kookaburra sits on a rusty nail  
Gets a boo-boo in his tail  
Cry, Kookaburra! Cry, Kookaburra!  
Oh how life can be!

Kookaburra sits on the electric wire  
Jumping up and down with his tail on fire  
Ouch, Kookaburra, ouch!  
Kookaburra, hot your tail must be!



#### Wikipedia

Kites are raptors with long wings and weak legs which spend a great deal of time soaring. Most feed mainly on dead animals, but some take various amounts of live prey. They are related to hawks and eagles.

**Day 22**  
**k—key, gold**

day-specific materials:

gold wrapped chocolate kisses, Koolaid, or kuchen  
“k” page for each child

gold treasures to find, opt. treasure map or clues, treasure chest in which to collect  
the tale of King Midas (variations by Nathaniel Hawthorne, John Dryden,  
Chaucer-Wife of Bath’s Tale-etc.)

kites

King costume (role play, puppets, or flannel board story King Midas)

keys (especially gold colored, and the old skeleton type)

optional materials:

books about kings, kites, keys & locks, gold, treasure hunting, gold rushes . . .  
simplified version or movie of Treasure Island, King Arthur, clip of “Let’s Go Fly a Kite”  
Bible stories of kings (esp. David & Solomon)

1. 20 minutes snack/lunch & read-aloud ideas
  - gold-wrapped chocolate kisses, Koolaid, or kuchen
  - the tale of King Midas and the golden touch
2. 5 minutes circle time ideas
  - explain routine and expectations
  - ”Ol’ King Cole”, “Good King Wenceslaus”, “Good King Arthur” (Random ....)  
King David, King Solomon ... (kings in the Old Testament of the Bible)
3. 15 minutes free play ideas
  - among the options:
    - a. Kites (note diamond shape, triangles, cross) make your own?
    - b. king costume (role play, puppets, or flannel board story of King Midas or Arthur)
    - c. treasure hunt for keys (drop them around indoors, or along a sidewalk)
4. 15 minutes alphabet page “k”
  - show how the “k” looks like an old skeleton key
  - make the “k” into a golden key with glitter, glitter glue, or golden paper
5. 15 minutes movement
  - ”Let’s Go Fly a Kite”—fly your kites (if indoors, use short line, or attach to a stick)
6. 15 minutes colors, shapes, and numbers
  - go on a treasure hunt for gold (colored) objects
  - count them; classify the shapes of the objects
7. 5 minutes circle time ideas
  - ”The Goose that Layed the Golden Eggs” (Aesop)
  - ”The Golden Key” (Brothers Grimm), ”The Golden Goose” (Brothers Grimm),  
”Goldilocks and the Three Bears”, or “Ali Baba & the 40 Thieves”
  - ”Gold Finger” (James Bond theme)

## King Midas

Long, long ago, as King Midas walked in his rose garden, he came upon someone lying there drunk. The king was angry that someone would lie drunk in his garden, and was about to send the drunk to the dungeon. But the drunk pled for his freedom, promising to grant King Midas whatever he would ask. The king doubted, but said,

“Make everything I touch turn to gold!”

“Done,” said the being, and disappeared.

Midas blinked with astonishment. Hesitantly he touched one of his roses. Immediately it turned to gold. He touched a rock. It became gold at once. The king began to touch this, then that, and all turned to gold. He became excited, and began touching everything.

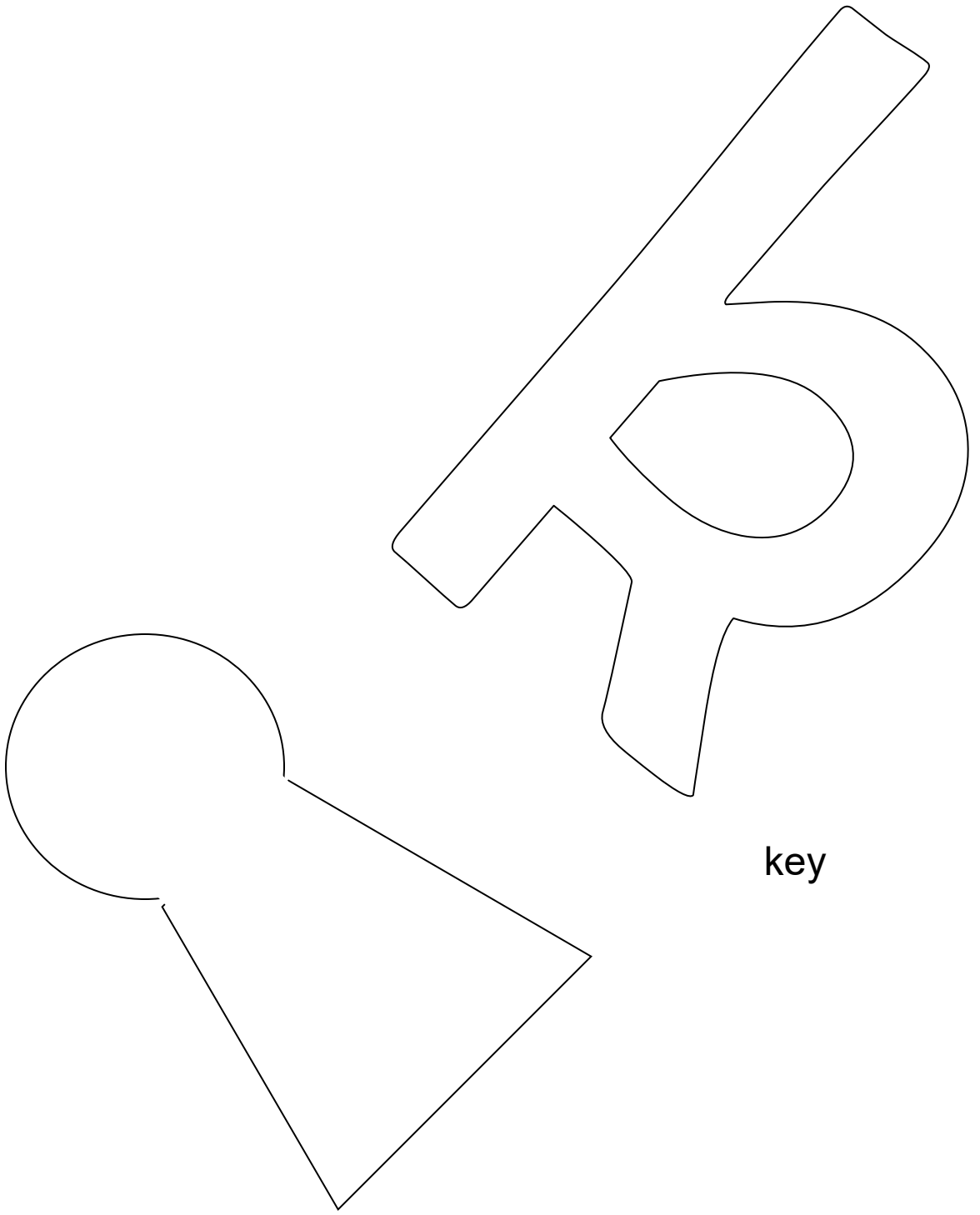
Just then his beloved daughter came, and gave him, as always, a hug and kiss. But her kiss was cold—she had turned to gold! Midas drew back horrified. Now his gold garden, his golden touch, was no joy.

Sadly he went to dinner. The moment he touched his food, it turned to gold. When he put his drink to his lips, it turned to gold. He could not eat, he could not drink, he had lost his darling daughter! What had seemed so wonderful a gift, was actually a curse.

King Midas cried aloud, “Whoever you are, have mercy on me! Take away this cursed Golden Touch!”

That same creature appeared, and told King Midas to wash himself in the river. As he did so, flecks of gold appeared in the river bed. He poured water from the river over all that he had touched before, firstly on his sweet daughter. Everything went back to what it was, and King Midas was so happy, he kissed his daughter and held her tightly.

From then on, as King Midas walked in his garden, he thought of all the good things on earth that are better than gold.



keyhole

key

**Day 23**  
**L—leg, black**

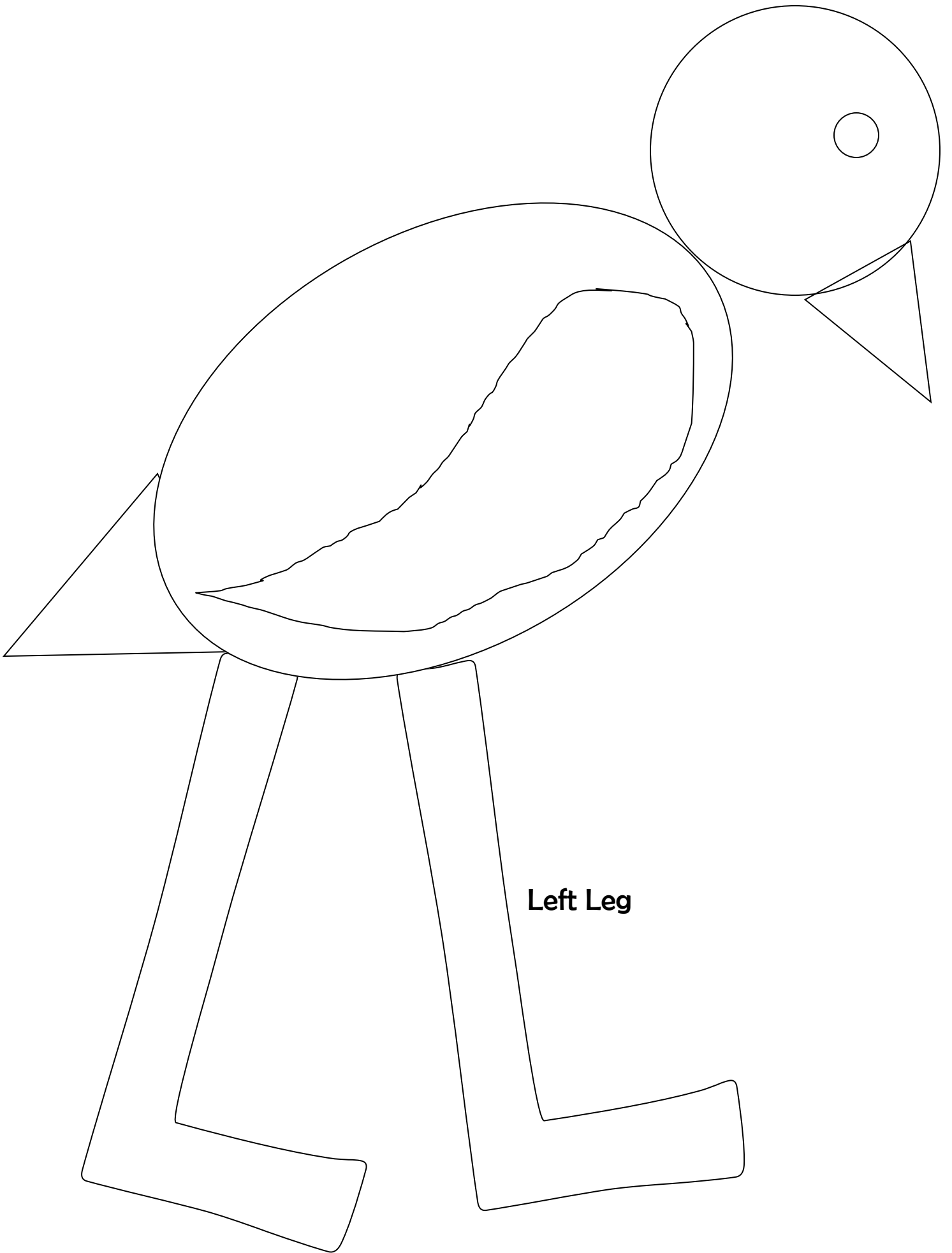
day-specific materials:

low-fat lunch: lettuce salad and lobster or liver, lemon or limeade  
“L” page for each child  
black “L” legs to glue on “L” page  
black shapes and/or numbers and a black patterned bag  
“The Lute Player”, “The Light Princess”, or “Little Daylight”  
lumber or Lincoln Logs or Legos  
leaf stamps, printing, or stencils  
lots of letters of the alphabet (magnetic, felt, etc.)

optional materials:

books about larks, lizards, leaves, lungs, lutes, lumber, light, lighthouses, lightning, love, life  
Is Your Mama Llama? by Deborah Guarino, Llama Llama series by Anna Dewdney  
lasagna, or linguini & lobster

1. 20 minutes snack/lunch & read-aloud
  - low-fat lunch: lettuce salad, opt. lobster or liver, and lemonade/limeade
  - “How Many Legs?”, or,
  - “The Light Princess” or “Little Daylight” by George MacDonald, or,
  - “The Lute Player” or “The Tsaritsa Harpist” Russian fairy tale
2. 5 minutes circle time
  - explain routine and expectations
  - “Lucy Locket Lost Her Pocket” (in the old days a purse was called a pocket)
  - “The Loving Brothers” (Random . . .)
  - “This Little Light of Mine”
3. 15 minutes free play
  - among the options:
    - a. Lumber (such a lengths of 2x4s), or Lincoln Logs or Legos
    - b. leaf stamps, printing, or stencils
    - c. lots of letters of the alphabet (magnetic, felt, etc.)
4. 15 minutes alphabet page “L”
  - glue two black “L”-legs on the bird
  - trace the outline shapes of the bird in black (opt. draw lungs inside the bird)
  - color the bird black
5. 15 minutes movement— “Here We Go Looby Loo”
6. 15 minutes colors, shapes, and numbers
  - let the children take turns pulling black shapes or numbers from a black patterned bag and name the shapes (or use black and a review color, and name color & shape)
7. 5 minutes circle time
  - “Hickety, Pickety, My Black Hen” , “The Three Crows”
  - “Sing a Song of Sixpence”, or, “Blackbird” (Beatles)
  - “The Fox and the Crow”, “The Crow and the Water Jug” (Aesop)
  - “The Raven” (Brothers Grimm, Giamattista Basile), “The Seven Ravens”



Left Leg

**Day 24**  
**I—lamb, black**

day-specific materials:

(leg of) lamb and lentils, legumes, or limas

“I” page for each child and black “I” legs to glue on the lamb, cotton balls

black objects to hide and find

In Like a Lion, Out Like a Lamb by Marion Dane Bauer, Lamb (little bitty board book)

“The Lambkin and the Little Fish”

lights and lenses; or locks to unlock

toy/puppet lambs and lions

step ladder


optional materials:

books about lions, leopards, lemurs, larva, leeches, ladybugs, lampreys, lobsters, lice, lynx

(visit the library)

“Lady of the Lake”

1. 20 minutes snack/lunch & read-aloud
  - lamb and lentils, legumes, or limas
  - “The Lambkin and the Little Fish” (Brothers Grimm), Lamb,
  - In Like a Lion, Out Like a Lamb by Marion Dane Bauer
2. 5 minutes circle time
  - explain routine and expectations
  - “Mary Had a Little Lamb”, “Little Bo Peep”
  - compare little, long, and large; last
  - or, Simon Says:
    - limp on your left leg, lift one of your limbs, lick your lip, look low, fill your lungs,
    - take a long leap, laugh out loud, lie down lazily
3. 15 minutes free play
  - among the options:
    - a. lights and lenses—or locks to unlock
    - b. toy/puppet lambs and lions
    - c. step ladder—step up and down one step 5–10 times, then lay down
4. 15 minutes alphabet page “I”
  - glue 4 black “I” legs on the lamb
  - glue cotton balls for the lamb’s wool
5. 15 minutes movement
  - “London Bridge is Falling Down”
6. 15 minutes colors, shapes, and numbers
  - hide and find black objects
  - count them; classify the shapes of the objects
7. 5 minutes circle time
  - “Northwest Passage” (Random . . .), “Black Shadows”, or “My Shadow Friend”
  - “Baa Baa Black Sheep”, “Black Socks” ([http://bussongs.com/songs/black\\_socks.php](http://bussongs.com/songs/black_socks.php))
  - “White Sheep and Black Sheep”, or “Black Shadows” ([www.kididdles.com](http://www.kididdles.com))



**lamb legs**



**Day 25**  
**M-Mountain, purple**

day-specific materials:

milk & muffin mix

books: Mr. McMilikin's Mountain, Morris the Moose, If You Give a Moose a Muffin,  
America the Beautiful (book illustrating the song), Made from Milk

barrel of monkeys, marbles, money, magnets, magnifiers, mirrors,  
simple machines or measurers

M page, paint, purple shapes or numbers in a purple bag

optional materials:

maps, matches, math, middle, million,

mountaineer, milkman, machinist, mathematician

books: Madeline, The Monster at the End of this Book,

Magnifying Glass by Sheila Rivera (First Step Nonfiction—Simple Tools; other titles: Ruler,

Tape Measure, Eyedropper, Thermometer),

I Use Science Tools by Kelli Hicks (My Science Library),

machines, Mike Mulligan and his Steam Shovel,

1. 5 minutes circle time

—explain routine and expectations

—"Have You Seen the Muffin Man?"

—Made from Milk by ST

—"She'll Be Comin' 'Round the Mountain" (run around pillow/blankie mountain)

2. 20 minutes snack/lunch & read-aloud

—make a muffin mix, (kitchen measures/math), opt. make a muffin mountain, milk

—while they are baking, you can count money, numbers on a measuring stick or tape,  
or monkeys or marbles

—If You Give a Moose a Muffin, Morris the Moose, Mr. McMilikin's Mountain

3. 15 minutes free play

—among the options:

a. barrel of monkeys, or marbles, or play money

b. magnets, magnifiers, mirrors

c. simple machines, or motors (such as wind-up toys or battery operated)

4. 15 minutes alphabet page "M"

—Note the different plural forms for mountain, moon, moose, man

—Note how hunting men have changed over time.

—When mountains are far away, sometimes they look purple. Sing, "Oh Beautiful ..."

—Mix purple paint from red and blue.

—Paint the M purple for purple mountains.

5. 15 minutes movement

—play Monkey See, Monkey Do (like Simon Says)

6. 15 minutes colors, shapes, and numbers

—take turns pulling purple shapes or numbers for a purple bag, & name them

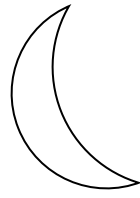
7. 5 minutes circle time

—Purple People Eater, The Monster at the End of this Book

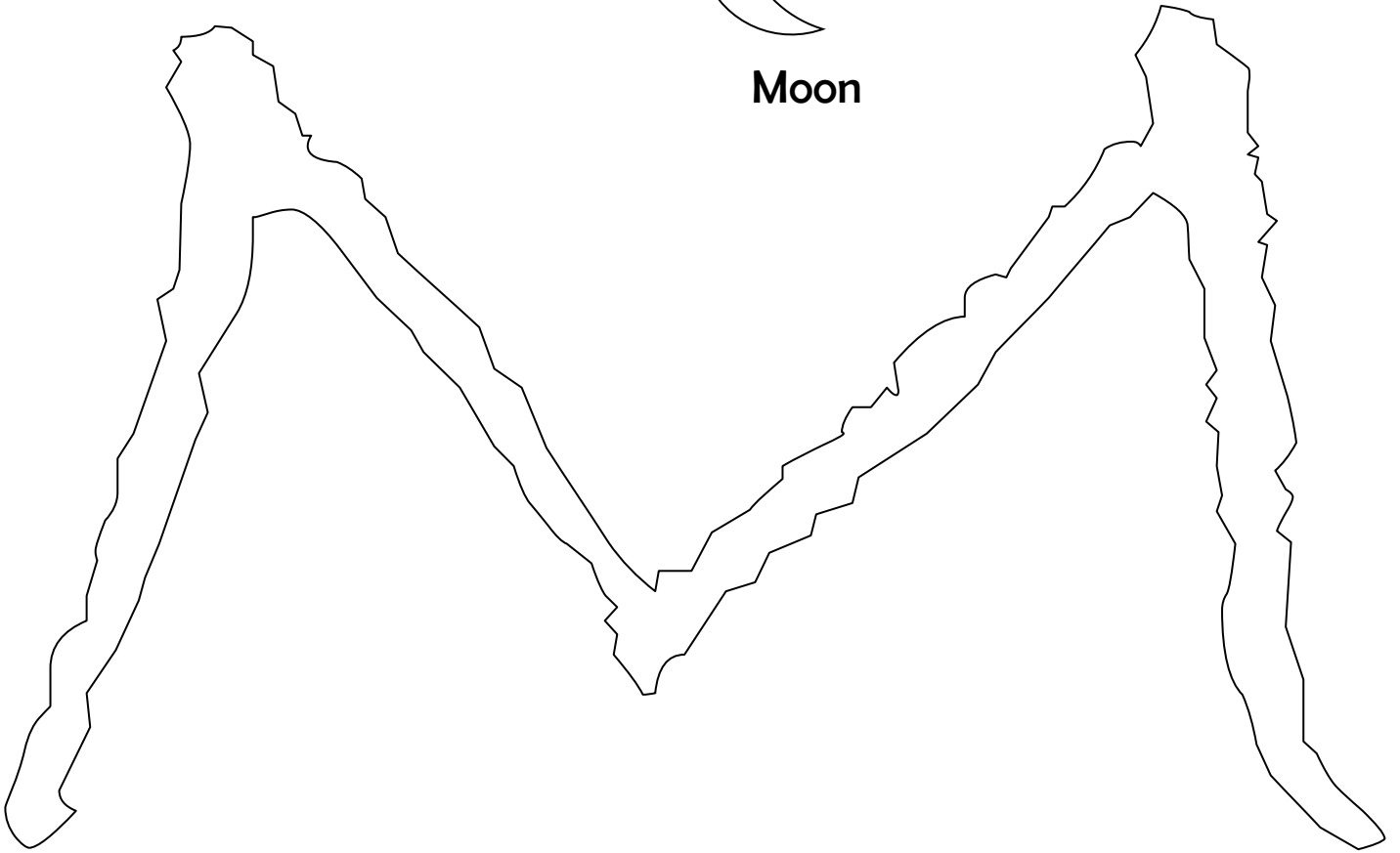
—"Little Purple Pansies"

—"America the Beautiful" (song and book)


**Mountains**




**Moon**



**Man, Men**



**Moose**



**Day 26**  
**m-mouse/mice, purple**

day-specific materials:

microwave macaroni (opt. meatball/mushroom marinara)

books: mysteries—Are You My Mother?, Is Milton Missing?,  
The Town Mouse and the Country Mouse, The Adventures of Three Blind Mice,  
Harold and the Purple Crayon

music or musical instruments (opt. mandolin), matching games (such as Concentration)

maze making materials, mailman outfit and letters to make & deliver

magnetic mouse maze

m page, markers

optional materials:

musical chairs, magic, moon, moon boots, mancala,

mango, marshmallows, melons, mint, maple

books: mouth, muscles, mud, moon, musicians, mandolins

The Mitten, The Little Mermaid, Mulan, Seven Little Postmen (mailmen)

Purple Little Bird, Mr. Pine's Purple House, Purple, Green, & Yellow,

Lilly's Purple Plastic Purse, Ride a Purple Pelican, Purplicious

1. 5 minutes circle time

—explain routine and expectations

—"Monday, Monday"; "Monday's Child", "30 Days Hath September" (months)

—"The Man in the Moon", "I See the Moon"

—"Hickory, Dickory, Dock"; "The Lion and the Mouse"

2. 20 minutes snack/lunch & read-aloud

—microwave macaroni (opt. meatball/mushroom marinara)

—show the magnetic mouse maze

—The Town Mouse and the Country Mouse, The Adventures of Three Blind Mice

—mysteries: Are You My Mother?, Is Milton Missing? encourage anticipation/prediction

3. 15 minutes free play

—among the options:

a. music or musical instruments (opt. mandolin)

b. matching games (such as Concentration)

c. make mazes (use pillows, blocks, boxes, etc.)

d. mail and mailman costume & moustache

4. 15 minutes alphabet page "m"

—match each mouse with his companions/buddies

—color the m with a purple marker

5. 15 minutes movement ideas

—"The Mulberry Bush" (<http://kids.niehs.nih.gov/games/songs/childrens/mulberryid.htm>)

—"Dance of the Sugarplum Fairies"

6. 15 minutes colors, shapes, and numbers



—hide and find purple objects, count and sort/classify them

7. 5 minutes circle time


—Harold and the Purple Crayon, Purple by Amanda Doering

—Barney's Song, Welches jingle, "Purple Cow" by Doris Day

—cute video about purple: <https://www.youtube.com/watch?v=JaijgHfptKc> (etc.)



mouse, mice



**N—nails, numbers, night, clear**day-specific materials:

nachos &amp; nectarines

books: Animals Day and Night, The Emporer and the Nightingale, Nuts to Nightingale,  
 number/counting books, such as The British Museum 1 2 3: Early Learning at the Museum,

Moja means one: Swahili Counting Book, by Muriel Feelings,

Count With Dora, and Ned's Number Book

clear plastic page-size sheets, such as report covers

N page, dry erase markers, pictures of 3 nails for each child

hammer, nails, and board, or, nuts and bolts

large needle, crochet thread, and beads, or simple sewing kit

flannel board with day and night time animals, things, and activities to sort

optional materials:

10 pictures of nightingales for "Ten Little Nightingale" song

10 toy or pictures of ants for each child, for "The Ants Go Marching"

November calendar month—mark Thanksgiving and family/friends' birthdays, and count

**1. 5 minutes circle time ideas**

—explain routine and expectations

—"For Want of a Nail", "A Ship's Nail", "A Needle and Thread", "Wee Willie Winkie"

—sing "Ten Little Nightingales singing" (like Ten Little Indians), easy number books

**2. 20 minutes snack/lunch & read-aloud ideas**

—nachos and nectarines (number/count, & name them)

—Animals Day and Night, The Emporer and the Nightingale, Nuts to Nightingale

—discuss noises of the night, naughty and nice, and a better ending to the last story (so that nightingale could learn to be nice instead of naughty)

**3. 15 minutes free play**

—among the options:

a. hammer, nails, and board(s) to nail, or, nuts and bolts to put together

b. use the needle, thread, & beads to make a necklace

(or other simple sewing project)

c. flannel board and figures depicting day and night things and activities

**4. 15 minutes alphabet page "N"**

—glue the nails into the shape of the N; write your name on the Name line

—note that nine, nineteen, ninety, and ninety-nine all start with N

—staple the clear page over the N page and make a dot-to-dot of the shape of N

—let the children trace the dot-to-dot N with the dry erase markers on the clear page

**5. 15 minutes movement—The Ants Go Marching**

—march around the room to the tune

—opt. with each round, give each child another ant to march around with, up to 10

**6. 15 minutes colors, shapes, and numbers**

—Take turns taking clear objects from a clear container (such as marbles, glass jar)

—count, sort/classify them

**7. 5 minutes circle time ideas**

—"I Can See Clearly Now", "On a Clear Day You Can See Forever"


—"It Came Upon a Midnight Clear"

Nightingale

Name \_\_\_\_\_





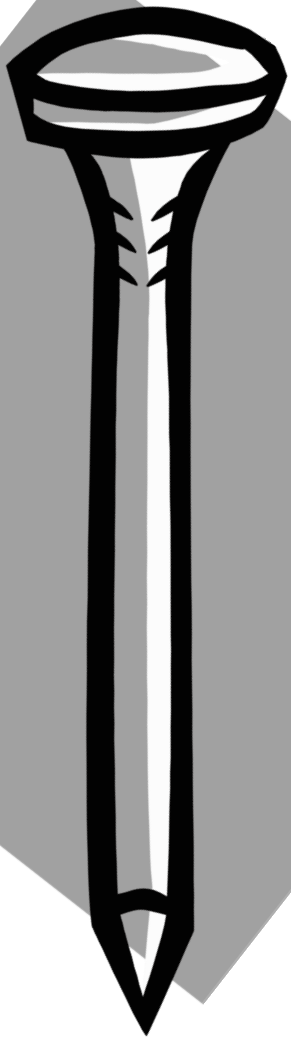
Nest



Nails

99

Numbers



## Day 28

### n—(finger, toe)nails, clear

#### day-specific materials:

Swedish Meatballs and noodles, or peanut butter or Nutella sandwiches  
books: The Emperor's New Clothes, No, Agatha, Nurse Nancy, Anansi's Narrow Waist  
clear plastic page-size sheets, such as report covers  
n page, dry erase markers  
nail polish and/or blank neckties to decorate  
dress up for a nurse, stethoscope, clipboard and charts for notes, thermometer, etc.  
newspaper crafts

#### optional materials:

appropriate objects or pictures for "This Old Man"

1. 5 minutes circle time
  - explain routine and expectations
  - "Fingers and Toes"
  - sing "Ten Little Fingernails" (like Ten Little Indians) "...10 little fingernails drumming"
  - "One, Two, Buckle My Shoe"
2. 20 minutes snack/lunch & read-aloud ideas
  - Swedish Meatballs and noodles, or peanut butter or Nutella sandwiches
  - The Emperor's New Clothes, No, Agatha, Nurse Nancy, Anansi's Narrow Waist
  - note that naked, nude, no, none all start with "n"
3. 15 minutes free play
  - among the options:
    - a. nail polish and/or blank neckties (polish fingernails or decorate the neckties)
    - b. costumes for a nurse, stethoscope, clipboard and charts for notes, thermometer, blood pressure cuff, etc.
    - c. newspaper crafts, or clip "n" words from the newspaper to make a collage, or, just circle the "n"s in a part of a page, or make your own class/neighborhood newspaper
4. 15 minutes alphabet page "n"
  - staple the clear page over the "n" page
  - color the neckties and necklaces on the clear page with dry erase markers
  - erase the coloring on the plastic sheet; trace the children's hands and let them color fingernails on the hand tracings
5. 15 minutes movement—This Old Man
  - sing the song in a circle, with appropriate actions
  - or dance to "By the Light of the Dog Star, Bright and Clear" fiddle music
6. 15 minutes colors, shapes, and numbers
  - hide and find clear objects (such as glass or plastic objects)
  - count, name, & sort/classify them
7. 5 minutes circle time
  - "Cool Water" (Sons of the Pioneers)
  - "One December Bright and Clear"
  - "Bright Clear Day" by Woody Guthrie



**“One, Two, Buckle My Shoe”** as a children’s chores rhyme in the old days

One, two, buckle my shoes (put your shoes on to go out)

Three, four, shut the door (don’t forget to close the door when you go out)

Five, six, pick up sticks (gather sticks for the fire)

Seven, eight, lay them straight (set the sticks neatly in a pile for the fire)

Nine, ten, a big fat hen (gather the eggs and bring them in)

“This Old Man”

1. This old man (sign “old” and “man”, or, for “old” indicate a beard on the chin, and sign “man”—ASL)
2. he played one (hold index finger up)
3. he played knickknack (pat knees on “knick”, snap fingers on “knack”)
4. on my thumb (hold thumb up)
5. For the knickknack, paddy whack (pat knees on “knick”, snap fingers on “knack”, clap 2 times for “paddy whack”)
6. Give a dog a bone (pat thigh on “give”, snap finger on “dog”, pretend to hand the dog a bone on “bone”)
7. This old man came rolling home (roll arms)

for two: “on my shoe”—point to shoe

for three: “on my knee”—point to knee

for four: “on my door”—with arms outstretched, bring them together as if shutting a door

for five: “before my eyes”—point to eyes

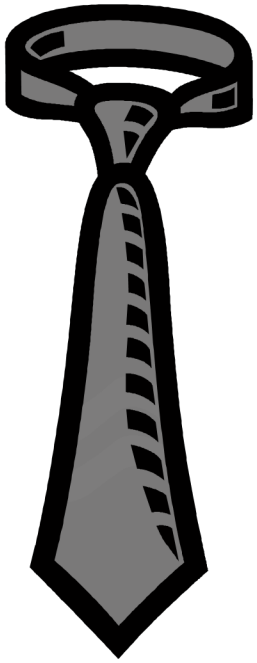
for six: “with my sticks”—touch drumsticks or wooden spoons together

for seven: “up to heaven”—point up, or pretend to climb “Jacob’s ladder” from his dream in the Old Testament of the Bible)


for eight: “on my waist”—put hands on waist

for nine: “on my spine”—touch spine



for ten: “on my friend”—point to friend; or, “for pretend”




neckties



necklaces



nails



**Day 29**  
**O—oval, one**

day-specific materials:

orange marmalade oatmeal, or oatmeal and orange juice, an orange  
books: various books about oceans, octopi & oysters, such as Sea Sum  
O page, orange construction paper O to glue on the page  
various optics (magnifiers, kaleidoscope, prisms . . .), simple origami project,  
flannel board and figures of the orchestra to name and sort by section, or  
various instruments to make an impromptu orchestra  
Young Person's Guide to the Orchestra by Benjamin Britten, or similar

optional materials:

books about "Once upon a time . . .", organs (musical, or body parts), growing old/older  
oyster stew, octopus, other ocean/seafood  
at least 1 instrument from each section of the orchestra (string, woodwind, brass, percussion)  
October calendar month—mark holidays and family/friends' birthdays, and count  
One Dancing Drum

1. 5 minutes circle time
  - explain routine and expectations
  - "Oranges and Lemons", "The Walrus and the Carpenter", "Leg Over Leg"
  - choose one of these options: "My Bonnie Lies Over the Ocean", "An Octopus' Garden", "Over the River and Through the Woods", "Somewhere Over the Rainbow"
2. 20 minutes snack/lunch & read-aloud
  - sweeten the oatmeal with orange marmalade, or serve oatmeal with orange juice
  - cut the orange in half, noting the circle surface; squeeze the orange so it shows an oval surface, noting that an oval is like a slightly squeezed circle
  - various books about oceans, octopi, and oysters, such as Sea Sums
3. 15 minutes free play—among the options:
  - a. various optics (magnifiers, kaleidoscope, prisms . . .)
  - b. simple origami project
  - c. flannel board and figures of the orchestra to name and sort by section, or various instruments to make an impromptu orchestra
4. 15 minutes alphabet page "O"
  - glue an opaque orange O in place on the page (which is opposite of clear)
  - opt. 1: color the interior orange to remember that an oval is like an O, and a squeezed orange; opt 2: add 8 tentacles on the bottom of the O to make an octopus, draw wavy lines over the octopus to indicate the ocean, and color it blue
5. 15 minutes movement—dance to the orchestra
  - "Young Person's Guide to the Orchestra", by Benjamin Britten, "Peter & the Wolf" by Prokofiev, or similar piece that shows off the various instruments
6. 15 minutes colors, shapes, and numbers
  - which body parts do you only have one?
  - play Simon Says, include singular body parts, hold an (optionally an old) orange object over your head, on/off your shoulder or foot, open your eyes/hands/mouth, do the opposite, etc.
7. 5 minutes circle time
  - "One is the Loneliest Number", "Still the One" by Orleans
  - "One Song" from Disney's "Snow White", One Dancing Drum

Great Resources:

San Francisco Symphony website for kids      [www.sfskids.org/](http://www.sfskids.org/)

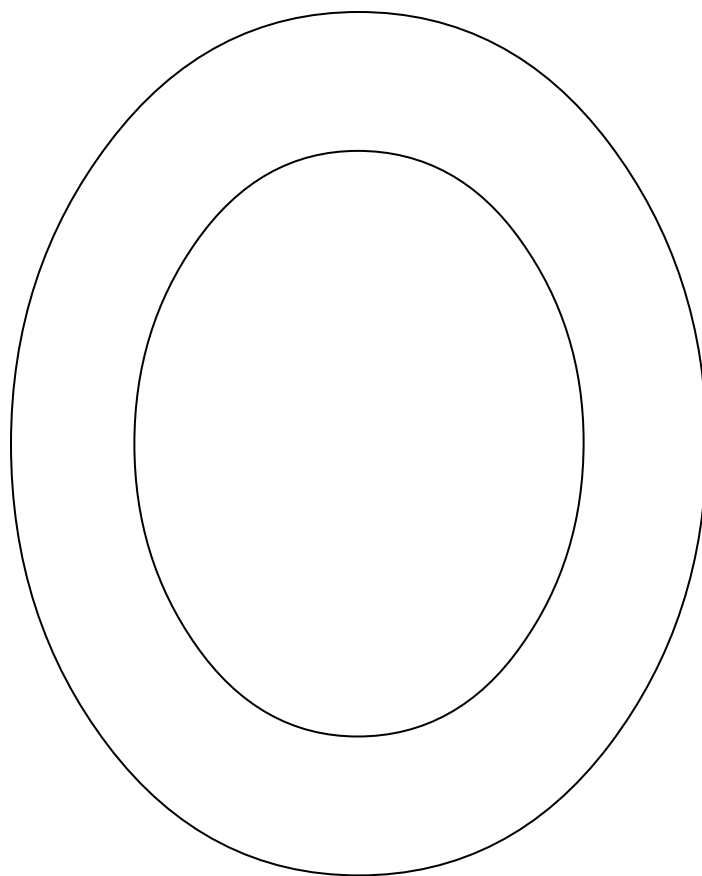
Dallas Symphony Orchestra website for kids      [www.dsokids.com](http://www.dsokids.com)

ArtsAlive.ca is a performing arts educational website produced by the National Arts Centre in  
Ottawa, Ontario, Canada      [artsalive.ca/en/mus/instrumentlab/](http://artsalive.ca/en/mus/instrumentlab/)

The Story of the Orchestra: Listen While You Learn About the Instruments, the Music, and the Composers Who Wrote the Music! by Robert Levine

# 1

one orange oval



Octopus and oyster live in the ocean.

**Day 30**  
**o—olive, one**

day-specific materials:

cook an olive and onion omelet in a little (olive) oil in the oven, opt. add okra slices

books: Olivia, Olivia Owl's Opposites, various books about opposites

“o” occupations dress-up, October fun (Halloween stuff) or oranges & face parts to glue on  
dancing ostrich puppets or ostrich feather dusters to dance and dust, or an otter video


optional materials:

books about ocelots, opossums, orangutans, orioles, osprey, ostrich, otter, owls, oxen  
cartoon of Popeye and Olive Oil, or a clip of opera

1. 5 minutes circle time ideas
    - explain routine and expectations
    - “The Boy in the Barn”
    - “One Potato, Two Potato”, “One Two, Buckle My Shoe”
    - “Open them, Shut Them”
  2. 20 minutes snack/lunch & read-aloud ideas
    - cook an olive and onion omelet in a little oil in the oven, opt. add okra slices
    - Olivia, Olivia Owl's Opposites, various books about opposites
    - note that olives are oval
  3. 15 minutes free play ideas
    - among the options:
      - a. dress-up: oceanographer, officer worker, officer, optometrist, orchard owner
      - b. October fun (Halloween stuff), or oranges to draw/glue face parts on
      - c. dancing ostrich puppets, ostrich feather dusters to dance and dust, or an otter video
      - d. play “Simon Says” opposites—do the opposite, up is down, right is left, fast is slow...
  4. 15 minutes alphabet page “o”
    - color the “o” ostrich
    - draw an otter in the water (ocean) on the other side of the page
- 15 minutes movement—This Old Man
- sing “This Old Man” in a circle, with appropriate actions
6. 15 minutes colors, shapes, and numbers
    - hide & find cards with a number 1 on them, of different sizes, colors, and shapes
    - count, identify/name, sort/classify them by size, color, shape
  7. 5 minutes circle time ideas
    - “My Bonnie Lies Over the Ocean”
    - “Over the River and Through the Woods”
    - “One, One, The Zoo is Lots of Fun” see KIDiddles.com

# 1

one ostrich



On the other side, use an oval to draw an otter in the water.

**Day 31**  
**P—pie, two**

day-specific materials:

pepperoni pizza and/or pumpkin pie, pink drink/pretty pink punch

books: The Princess and the Pea, Peter Pan

P page

paper, pencils, pens, paints; paper doll princess, princes, pirates to pretend with, puzzles

optional materials:

Pinocchio, Seven Little Postmen, The Runaway Pumpkin, The Pelican and the Peacock

pot pies, peppers, pitas, etc.


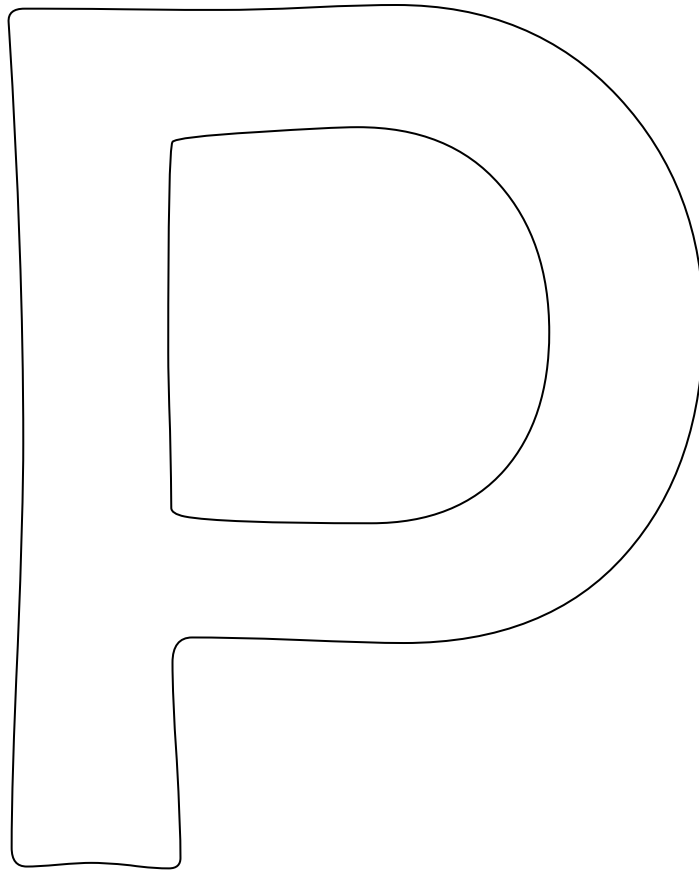
all kinds of people paperdolls

play dough, pinwheels

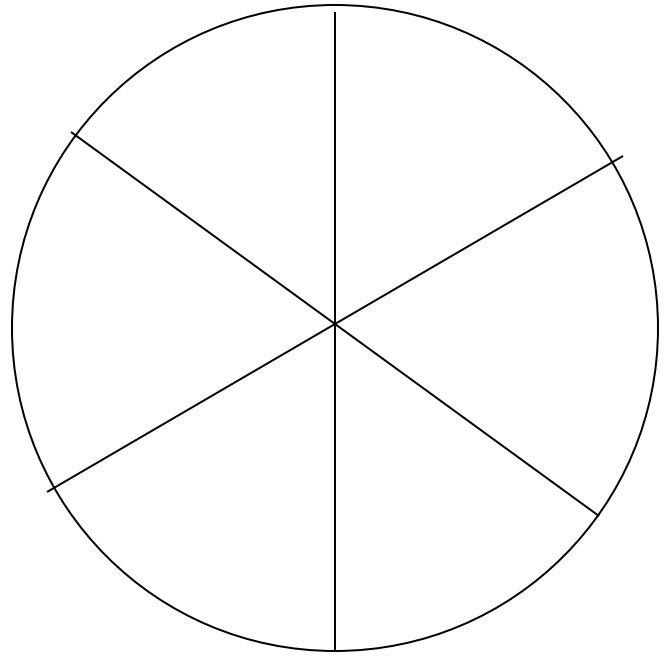
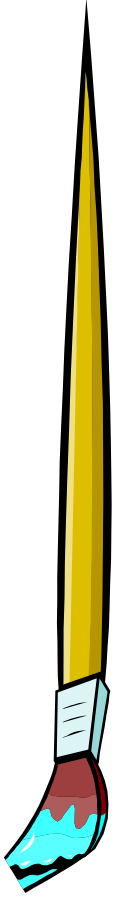
1. 5 minutes circle time
  - explain routine and expectations
  - “Peter, Peter, Pumpkin Eater”; “Peter Piper Picked a Peck of Pickled Peppers”,
  - “Sing a Song of Sixpence”, “Puff the Magic Dragon”
2. 20 minutes snack/lunch & read-aloud
  - make/serve mini pepperoni pizzas and pumpkin pies
  - make/serve pink drink/pretty pink punch
  - “pink drink” rhymes (word endings sound alike);  
“pretty pink party punch” is alliteration (beginning sounds alike)
  - Read The Princess and the Pea and/or Peter Pan
3. 15 minutes free play—among the options:
  - a. paper, pencils, pens, paints for freestyle pictures; or, play dough
  - b. paper doll princesses, princes, pirates to pretend with
  - c. puzzles or pinwheels
4. 15 minutes alphabet page “P”
  - color the pie chart a rainbow of colors (or, a pretty pink and purple pattern)
  - count the pieces
  - glue the pie chart onto the round part of letter P
  - glue the paintbrush on the straight part of letter P
5. 15 minutes movement—
  - play “Hot Potato” and/or “One Potato, Two Potato”, and prance around
6. 15 minutes colors, shapes, and numbers
  - which body parts do you have two of?
  - play Simon Says, using body parts that come in twos
7. 5 minutes circle time
  - “I Have Two Eyes” (Sesame Street)
  - “Two Little Blackbirds”, “Two Little Duckies” see KIDiddles.com
  - “Two Little Eyes”



Please pass a piece of pie.



puzzle pieces



pie chart—color like a rainbow,  
or a pretty pink and purple pattern

**Day 32**  
**p—pig, two**

day-specific materials:

peanut butter sandwiches, peaches, pears, papaya, or pineapple pieces,  
opt. popcorn, pretzels  
plastic plates

books: Harold and the Purple Crayon, A Prickly Tale

party hats, presents, prizes; puppets;

picnic at the park/playground, or play the piano

(you can have a picnic at home in the yard, or in the house, on a big vinyl tablecloth)

optional materials:

Platypus!, Mr Popper's Penguins retell, Baby Penguin Slips and Slides by Michael Teitelbaum

pickles, pork and potatoes, popsicles, pastries  
pillows

1. 5 minutes circle time

—explain routine and expectations

—"To Market, To Market"; "Barber, Barber"; "Tom, Tom, The Piper's Son"

—"Polly Wolly Doodle", "Pat a Cake"

—"Be Kind to Your Parents"

2. 20 minutes snack/lunch & read-aloud

—have a party picnic at the park/playground

—Read Harold and the Purple Crayon, A Prickly Tale

3. 15 minutes free play

—among the options:

a. make party hats, presents, prizes, or make a pillow pinnacle

b. have a picnic at the park/playground, or play the piano

point out plants, but watch out for poison ones

p park words: pavement, push, pull, pump (swings), pretend, pigeons, pets

Is there a pine tree? a pond?

c. Puppets, or make pottery

4. 15 minutes alphabet page "p"

—paint the p purple or pink

—trace and cut out your bare foot, and play "This Little Piggy Went to Market"

5. 15 minutes movement

—play "Pease, Porridge Hot"—pat your palms/paws

—play "Pop Goes the Weasel", like musical chairs

6. 15 minutes colors, shapes, and numbers

—a couple or a pair is 2

—find pairs of things around the house/park (pants, shoes, socks, glasses, etc.)


7. 5 minutes circle time ideas

—"The Arky, Arky Song"

—"All I Want for Christmas is MY Two Front Teeth"

—"A Bicycle Built for Two"

Paint a pretty picture.



pink paint pot



purple pail

## Day 33 Q-quarter, 3

### day-specific materials:

quesadilla quarters, quick bread, or quiche

books: A Hat for the Queen, Quick as a Cricket

Q page, stamps for money (quarters), clocks (quarter hour), music (quarter notes)  
quarter hour puzzle, costumes/flannelboard figures for queen stories,  
Quilt Quiz show props, quilts for making forts/tents/tunnels, etc.

### optional materials:

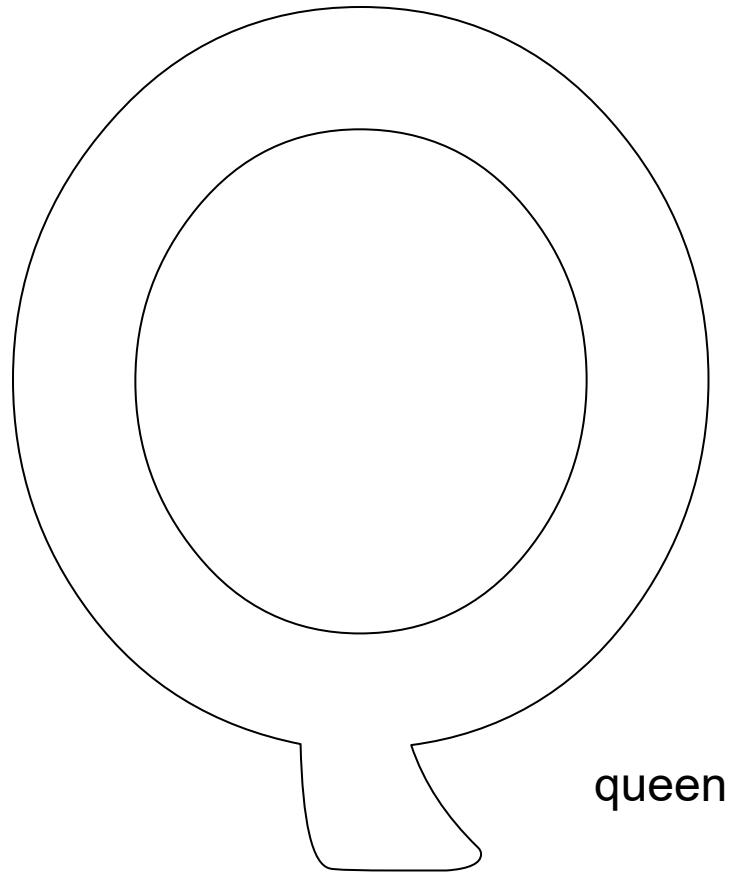
books about quilts, queens, quarters, questions, quiet, quicksand  
The Quiet Book by Deborah Underwood (many kinds of quiet)

Not the Quitting Kind by Sarra J. Roth

chocolate coin quarters

1. 5 minutes circle time ideas
  - explain routine and expectations
  - “The Queen of Hearts”, or “Sing a Song of Sixpence”
  - retell the story of Queen Esther from the Old Testament of the Bible
2. 20 minutes snack/lunch & read-aloud ideas
  - quesadilla, quick bread, or quiche cut in quarters
  - Read A Hat for the Queen, Quick as a Cricket
3. 15 minutes free play—among the options:
  - a. quarter hour puzzle (try to finish a puzzle in a quarter hour: that’s 15 minutes)
  - b. costumes or flannelboard figures for “The Queen of Hearts”, or other stories above
  - c. The Quilt Quiz show, with a question to answer for each “quilt” square  
(answer behind each quilt square)
  - d. quilts for making forts/tents/tunnels, etc.
4. 15 minutes alphabet page “Q”
  - stamp the three kinds of quarters (money, clocks, notes)
  - note that a quarter is the same as 1/4th (4 quarters = \$1; 1/4 of clock face = quarter of an hour, 4 quarter notes = a whole note)
  - circle 3 of each kind of quarter
5. 15 minutes movement—
  - act out Quick as a Cricket in a circle,
  - or Quinn’s Questions (Can you \_\_\_\_\_ like a \_\_\_\_\_? Make up funny questions)
6. 15 minutes colors, shapes, and numbers
  - of several groups of objects, count out 3 from each
  - how can you make 3? (1+1+1, 2+1, 1+2, 3+0, 4-1)
  - what things come in 3? (3 sided/cornered triangles, 3-legged stool, . . .)
7. 5 minutes circle time ideas
  - “Three is a Magic Number” (Schoolhouse Rock)
  - “Three Little Fishies”
  - “My Hat, It has Three Corners”
  - “The Three Crows”

Draw a queen face in the Q mirror. Draw a hat for the queen



three kinds of quarters

**Day 34**  
**q—quail, three**

day-specific materials:

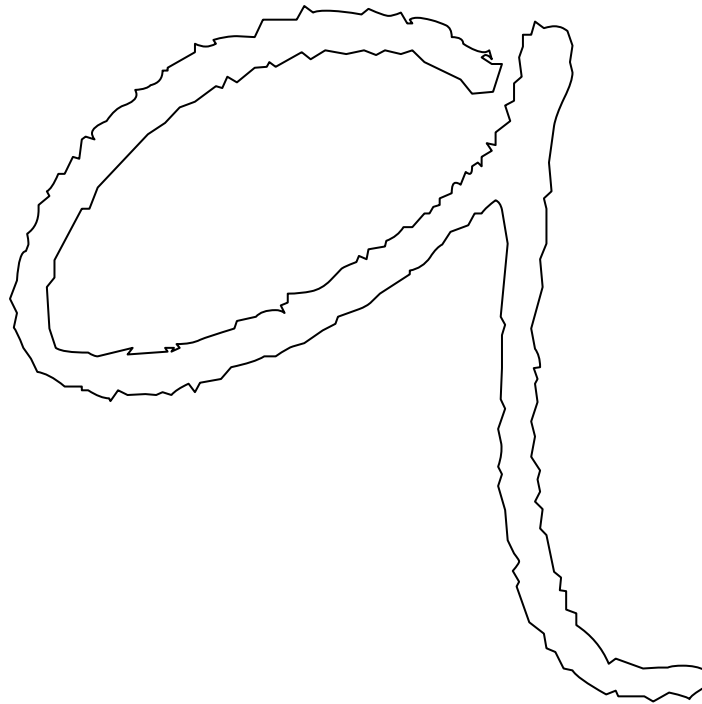
quick or Quaker oats, or quinoa, Nesquik  
books: Quincy the Quail Leads His Family on an Adventure (series), Rumplestiltskin...  
quartz crystals & magnifying glass  
quart bottles and quarters  
a doll quilt ready to “tie”, yarn or crochet thread, large needle  
“q” page, and comparison cards (3 vs other numbers)

optional materials:

books about quails, questrels, quetzals, quintuplets, Quakers, quinoa, quartz  
quail or quail eggs (fresh or canned eggs, fresh or frozen quail)  
How the Quail Earned His Topknot by Richard Oldenburg (available on Kindle)  
Dale the Quail: an adventurous tale by Mrs. Meagan Huddleston

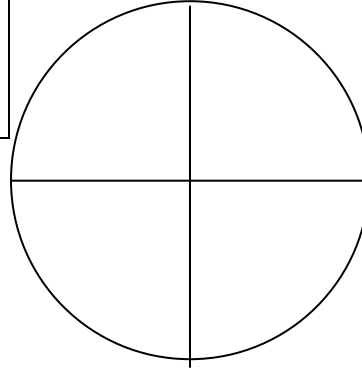
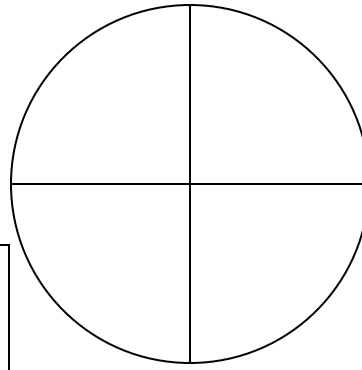

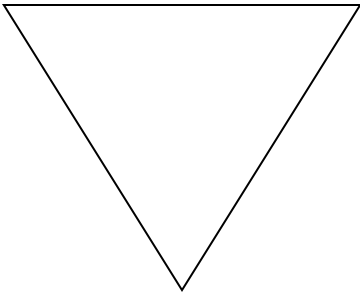
1. 5 minutes circle time
  - explain routine and expectations
  - “Quickly I’ll Obey”, or “The Chapel Doors”
  - “Reverently, Quietly”
  - “The Letter Q Song” by ABCmouse.com (cute)  
<https://www.youtube.com/watch?v=ni6kpkawYOI>
2. 20 minutes snack/lunch & read-aloud
  - quick or Quaker oats (could be granola or bar cookies) or quinoa, Nesquik
  - Rumplestiltskin, Quincy the Quail Leads His Family on an Adventure (series)
  - GQ GQ. Where Are You? Adventures of a Gambel’s Quail by Sharon Ritt (also Kindle)
3. 15 minutes free play
  - among the options:
    - a. quartz crystals & magnifying glass
    - b. quart bottles and quarters—toss the quarters in the quarts
    - c. “tie” the doll quilt (1 tie in the center of each of 6, 9, or 12 squares—groups of 3)
4. 15 minutes alphabet page “q”
  - note the difference between “a”, “p”, “g” and “q” (possibly also b, d)
  - make a quail out of the small letter/lower case q
  - color the quarts of drink that go into the gallon jug
5. 15 minutes movement
  - play Quiet Quigley and the Copy Cats (like Silent Simon Says)
6. 15 minutes colors, shapes, and numbers
  - which one has 3? (3-legged stool vs 4 legged chair, tricycle vs bicycle, triangle vs square, triangle sail vs square sail, twins vs triplets, etc.)
  - how much is 3 threes?
7. 5 minutes circle time
  - “I Saw Three Ships”, “We Three Kings”, “Our Primary Colors”, or “Three Cheers for the Red White and Blue”
  - Folk tales with 3: Three Pigs, Three Billy Goats, Three Bears
  - Nursery Rhymes with 3 (some, not all): “Three Little Kittens”, “Three Blind Mice”, “Baa Baa Black Sheep”, “Old King Cole”, “Pease Porridge Hot”, “Rub a Dub Dub”, “Three Wise Men of Gotham”, “Wynken Blynken and Nod”

Question: How can q become a quail?



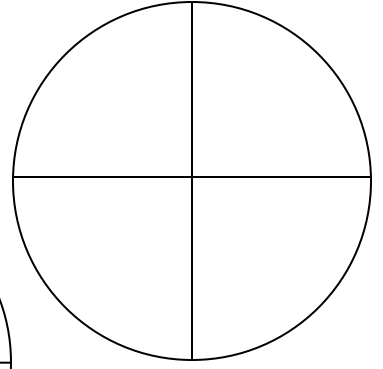


4 quarts = 1 gallon





Color 1 quarter, (fourth), 2 quarters (half), 3 quarters, and 4 quarters (whole) of the pies.



Color, cut and paste the pictures to make comparison cards.


More Quail books:

Quail Song: A Pueblo Indian Tale

By Valerie Scho Carey

The Quiet Quail by Heather Feldman  
(online too)

The Quail's Egg: a Folk Tale from Sri Lanka by Joanna Troughton



There's a cute paper plate quail with real feather idea at (scroll down)  
<https://www.daniellesplace.com/html/bible-crafts-moses-manna.html>

**Day 35**  
**R—rabbit, 4**


day-specific materials:

rice or Rice Krispie Treats to mold into a rabbit, raisins  
books: Peter Rabbit, Nibbler, Mother Rabbit's Son Tom, or other rabbit stories  
Robert the Rose Horse, Two Masked Robbers  
rocks of different shapes, sizes, colors, kinds & magnifying glass  
Rock 'n Roll music, or rocking chair and roller skates  
Robots or rockets; or Rapunzel/Red Hen puppets/costumes/flannel board figures  
"R" page, coloring utensils, or shapes to paste on to make a rabbit (see sample page)

optional materials:

stories & rhymes about raccoons, roosters, ravens, robins, rats/rodents  
Raccoons by G.G. Lake, rat/rodent, rooster, raven, robin toys or coloring pages/books  
pictures of animals that begin with R—look online or in an encyclopedia

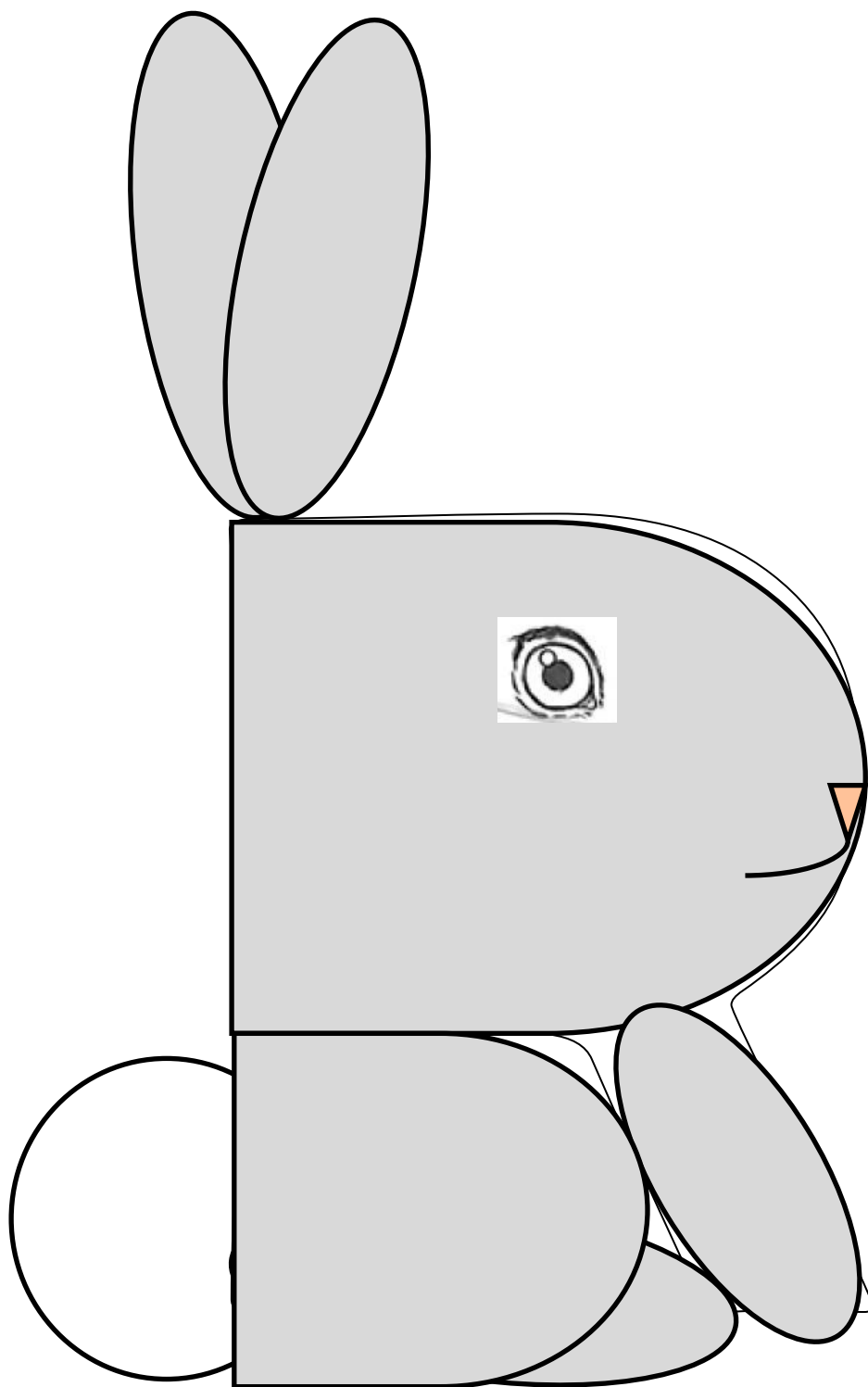
1. 5 minutes circle time ideas
  - explain routine and expectations
  - "In a Cabin in a Wood"
  - "Robin Hood & Little John", "Robin & Richard"
  - "Little Robin Redbreast"
2. 20 minutes snack/lunch & read-aloud ideas
  - mold a rice or Rice Krispie bunny with raisin eyes
  - Peter Rabbit, Nibbler, Mother Rabbit's Son Tom, "The Hare & the Tortoise"
3. 15 minutes free play ideas
  - among the options:
    - a. rocks to look at and compare (include a magnifying glass)
    - b. rock 'n roll dance, or a rocking chair & roller skates relay
    - c. robots or rockets, or Rapunzel or Red Hen puppets/costumes/flannel board figures
    - d. raccoon or rabbit stuffed animals or plush puppets
4. 15 minutes alphabet page "R"
  - draw or paste rabbit ears on the R
  - add the hind leg and front leg (How many paws do rabbits have?)
  - add a tail
5. 15 minutes movement ideas
  - "Run Rabbit Run" <https://www.greatgroupgames.com/run-rabbit-run.htm>
  - "Bunny Hop", or, run & rest 4 times as in the "Hare & the Tortoise"
6. 15 minutes colors, shapes, and numbers
  - How many animals can you name that begin with R?
  - How many of them have 4 legs?
7. 5 minutes circle time ideas
  - "Riddle" ("Two legs sat upon three legs . . .") nursery rhyme; "A Farmer went trotting"
  - Robert the Rose Horse, Two Masked Robbers
  - "Rudolph the Red-Nosed Reindeer"
  - "A Four Legged Friend" lyrics by Jack Brooks: recorded by Roy Rogers (1952), Bob Hope and Jimmy Wakely (1952), Andy Mackay (1974) —you can find online



(sample R rabbit)

Animals  
that begin with R

Rabbit  
Raccoon  
Ram  
Raptors (birds of prey)  
Rat  
Rattlesnake/rattler  
Raven  
Ray  
Reindeer  
Reptile  
Rhinoceros  
(cock) roach  
Robin  
Rodent  
Rooster



**Day 36**  
**r—rain, 4**

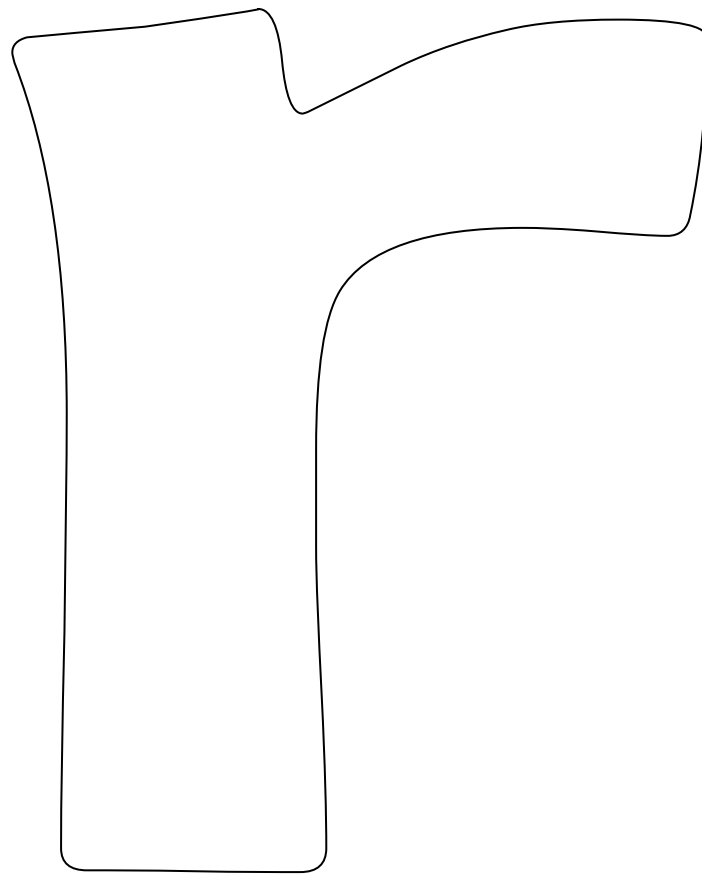
day-specific materials:

Rainbow foods (fruits, vegetables, tacos, parfaits, tarts...)  
books: Rain Forest by Penny Clark, The Rain Came Down by David Shannon (humor)  
big box(es) or bin(s) to play river boat, or for a desk for the radio reporter or receptionist  
railroad track construction toys  
pictures of R foods to paste on a menu for the restaurant  
“r” page, coloring utensils, and the rain gauge to cut and paste  
jump rope,

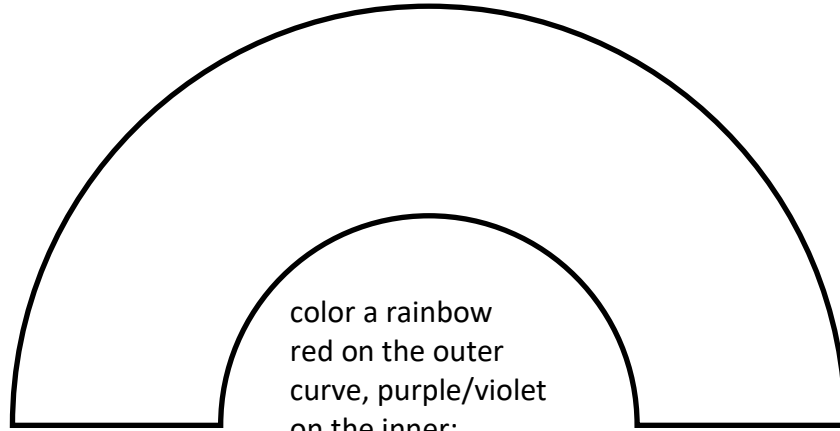
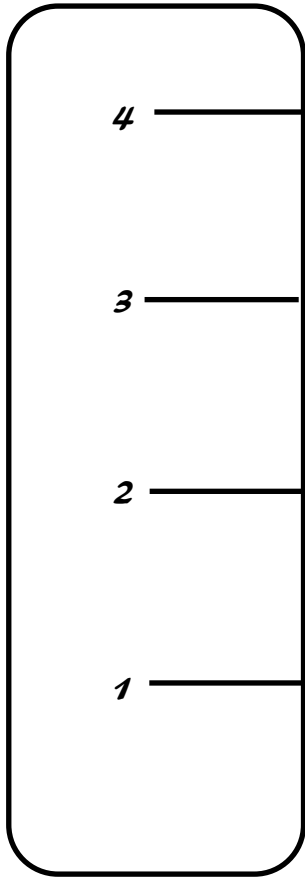
optional materials:

Make a rainbow Jello, Elmo's Ducks <https://www.youtube.com/watch?v=OLEYwoooVfw>  
It's Raining, It's Pouring by Christine Davenier, s  
Bringing the Rain to Kapiti Plain by Verna Aardema  
(rhyme scheme in groups of 4 lines, and repeats)  
Rip Van Winkle rested

1. 5 minutes circle time ideas
  - explain routine and expectations
  - “Rainbow Connection”, “Somewhere Over the Rainbow”
  - “Raindrops Keep Fallin’ on My Head”
2. 20 minutes snack/lunch & read-aloud ideas
  - eat a rainbow—salad, tacos, or fruit/veggie tray and dip work well
  - Rain Forest by Penny Clark, The Rain Came Down by David Shannon (humor)
3. 15 minutes free play ideas
  - among the options:
    - a. Rollin’ down the river: big box/bin; play river boat captain, or “Row Your Boat”
    - b. Radio reporter—“r” news and songs; or a receptionist
    - c. Railroad game or construction toys
    - d. Restaurant with R foods on the menu
4. 15 minutes alphabet page “r”
  - paste the rain gauge (used to measure how much rain fell, like a ruler)  
on the straight part of the r
  - color a rainbow on the curved part of the r
  - add raindrops falling from above, a river below, if you like
5. 15 minutes movement ideas
  - robot dance to songs on the radio, or dance/actions to RR (train) songs
  - “Ring around the Rosies”, or jump rope
6. 15 minutes colors, shapes, and numbers
  - How many rectangles can you find around your room/residence?
  - rectangles have 4 parallel sides (parallel looks like an = sign),  
4 right corners—hold your right arm up in an L-shape,  
that’s a right angle/corner (squares are special rectangles)
7. 5 minutes circle time ideas
  - Riddle Poem—Fork <https://marinelareka.com/riddle-poem-fork/>  
-a quatrain is a stanza of 4 lines, often rhyming
  - more poems in quatrains  
<http://www.poemfarm.amylv.com/2011/04/quatrains-get-your-quatrains-here.html>



rain gauge--a tube that measures rain in inches, like a ruler



color a rainbow  
red on the outer  
curve, purple/violet  
on the inner:

- Red
- orange
- yellow
- green
- blue
- indigo (like blue-violet)
- violet

### Menu



chio salad



Radish-  
Rutabaga (mashed) es



Radic-



Ra-



Ratatuouille

gout



Ravioli



Roast



beans

Ramen



Rice



Risotto




Re-

fried



Rootbeer  
Raspber-



ry or Rhubarb dessert



Roll or



Rye bread

**Day 37**  
**S—spiders & snakes, 5**

day-specific materials:


sloppy joes & sherbet/sorbet/smoothies, or spaghetti in S shape with spinach,  
or soba noodles with soy sauce and soybeans stir-fried/subgum/sukiyaki  
books: Slinky Scaly Snakes!, Snakes and their Young, Jungle Book, or books about  
salamanders, squirrels, skunks  
clothes that start with S, skates, skateboard or sled, cones or markers to swerve around  
figures with 5—such as hand, foot, stars, pentagons, flowers with 5 petals  
“S” page, coloring utensils, such as markers that smell  
herbs (sage, etc.) spices, perfumes, vinegar, stinky sock/sneaker . . . things to smell

optional materials:


simple books about space, spacemen, spaceships, satellites, & the solar system  
strawberry shortcake, streusel, strudel, stroganoff, salad, squash, smorgasbord, etc.  
toys, puppets, stuffed animals that begin with S

1. 5 minutes circle time ideas
  - explain routine and expectations
  - “Eensy Weensy Spider”, “Little Miss Muffet”
  - Anansi stories, such as “Anansi’s Narrow Waist”; or, “The Spider & the Fly”
2. 20 minutes snack/lunch & read-aloud ideas
  - sloppy joe sandwiches & sherbet/sorbet/smoothies, or spaghetti in S shape & spinach,  
or soba noodles with soy sauce and soybeans stir-fried/subgum/sukiyaki
  - Slinky Scaly Snakes!, Snakes and their Young, Jungle Book, or books about  
salamanders, squirrels, skunks—do you see an S-shape in their bodies?
3. 15 minutes free play ideas
  - among the options:
    - a. “The Silly Song” (dwarve’s yodeling song from “Snow White” [https://www.youtube.com/watch?v=GB\\_74i-aHRk](https://www.youtube.com/watch?v=GB_74i-aHRk)), “Sing Your Way Home”, “Do Re Mi”, “Sing!” (RD), etc.—sing it sad, scared, slow, soft, strong
    - b. Dress-up relay with clothes that start with S
    - c. Make silly shadows in the sunshine (note the sun is really a very close star),  
“solar” has to do with the sun (solar power/energy etc.)
4. 15 minutes alphabet page “S”
  - make the S into a snake or salamander, squirrel or skunk
5. 15 minutes movement ideas
  - Swerve around an S course on skates or skateboard, or skipping—“Skip to My Lou” w/actions (in winter, sled in the snow, or skate/slide on a slippery surface)
6. 15 minutes colors, shapes, and numbers
  - Find 5 things that have 5, such as fingers, toes, stars, pentagons, petals of flowers...
  - Trace your hand or foot and number the fingers or toes
  - talk about 5 senses—smell spices, herbs, perfume, stinky socks, vinegar, etc.
7. 5 minutes circle time ideas
  - “Swing on a Star”, “Twinkle, Twinkle Little Star”
  - “This Little Piggie”, “Five little ...”, “Dance, Thumbkin, Dance”
  - “Shoe the Horse”. The Shoemaker and the Elves





striped snake, striped skunk



**Day 38**  
**s—swim & sail the sea, 5**

day-specific materials:

salmon/shrimp/shellfish/scallops/squid scampi or soup and scones, stew or succotash

books: Sammy the Seal, The Ugly Duckling, Swan Princess

Most anything can be a pretend ship ... the couch, cushions, a large box or bin ...

pool or pretend pool; playground equipment (nearby school?)

“s” page, coloring utensils, such as markers that smell

puppets or flannel board and figures for the Ugly Duckling story, or pictures to put in order

Sea life figures, toys, or stuffed animals

optional materials:

Cute and Cuddly: Baby Animals—Baby Seals by Katie Kawa,

Sea Stars by Ryan Nagelhout, Starfish by Trudi Strain Trueit, Sea Lions on the Seashore

Books about swans, storks, sea horses and other sea life, especially that begins with S

toys, puppets, stuffed animals that begin with S

1. 5 minutes circle time ideas

—explain routine and expectations

—“I Saw a Ship a Sailing”, “Bobby Shaftoe’s Gone to Sea”, “Old Woman ... by the Sea”

—“Sailing, Sailing...” <https://www.youtube.com/watch?v=sRP9rvo8CZQ>

—“Sinbad the Sailor” song <https://www.youtube.com/watch?v=IP4cf4ZnOOE>

2. 20 minutes snack/lunch & read-aloud ideas

—salmon/shrimp/shellfish/scallops/squid scampi or soup and scones, stew or succotash

—Sammy the Seal, The Ugly Duckling, Swan Princess (how do they each swim?)

3. 15 minutes free play ideas

—among the options:

a. pretend to be aboard a ship, sailing the 7 seas—what adventures will you meet?

b. retell the story of the Ugly Duckling, using puppets or flannel board, or from pictures

c. sea life figures, toys, or stuffed animals

4. 15 minutes alphabet page “s”

—count the sea stars—how many are the same size, how many smaller?

—notice the bodies that have an S shape (swan & stork necks, sea horse)

—how do they each swim? Color the picture, draw a ship sailing if you like

5. 15 minutes movement ideas

—practice swimming strokes and kicks (even in kiddie pool), or—

—visit a school playground and swing, slide, try the seesaw—play safely!

6. 15 minutes colors, shapes, and numbers

—notice how S has a shape similar to 5—how are they different?

—write 5 fives and 5 Ss

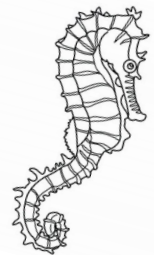


—give someone a high five when you accomplish it!

7. 5 minutes circle time ideas

—“See a Pin, Pick it Up”, “See Saw, Margery Daw”

—“There’s a Little White Duck”

—“With a Smile and a Song ” from Disney’s “Snow White”



**Day 39**  
**T—T street, trucks travel, 6**

day-specific materials:

tacos/tortillas with tomatoes/tomatillo salsa, tangerine/tangelo, tapioca pudding  
books: Little Blue Truck, My Big Truck Book, Look for Trucks!, The Happy Man and His Dump Truck, The Fire Engine Book, The Little Red Caboose & other transportation books

“T” page and instruments to color it , toy trucks, trains, tracks, etc.

6 flannel board (or poster) figures of the life cycle of a toad see [https://www.123rf.com/photo\\_47969282\\_stock-vector-life-cycle-of-common-toad.html](https://www.123rf.com/photo_47969282_stock-vector-life-cycle-of-common-toad.html)

twin triangles, toy telephones or trampoline, a target & things to toss, cycles

optional materials:

Axel the Truck stories (I Can Read! Series), Henry and Muddge and the Tumbling Trip

Donald Takes a Trip (Disney Mickey & Friends; World of Reading level 1)

toy tools, DVDs from Twenty Trucks, opt. minimal props for hare & tortoise story

Transportation song <https://www.youtube.com/watch?v=5-DeiXPJ3H8>

1. 5 minutes circle time ideas

—explain routine and expectations

—”It’s So Cozy to Ride in My Dump Truck” by Larry Groce, “Cement Mixer” (RD)

—”Garbage Truck Song” <https://www.youtube.com/watch?v=d9mUGr7yoIM>

—”Fire Engine Song” <http://www.iluvtrucks.com/portfolio/fire-engine/>

2. 20 minutes snack/lunch & read-aloud ideas

—tacos/tortillas with tomatoes/tomatillo salsa, tangerine/tangelo, tapioca pudding

—Little Blue Truck, My Big Truck Book, Look for Trucks! The Happy Man and His

Dump Truck (Little Golden Book), The Fire Engine Book (Little Golden Book),

The Little Red Caboose (Little Golden Book) & other transportation books

3. 15 minutes free play ideas

—among the options:

a. toy trucks and transportation (inclu. taxi, tow truck, tanker, tractor...);

and/or trains and tracks (inclu. tunnel); related ideas: traffic, turns, town, travel

b. attach pictures on a poster or flannel board of the life cycle of a toad, tadpole

c. replay the story of the Hare and the Tortoise

d. play telephone, jump on a trampoline

4. 15 minutes alphabet page “T”

—count the 6 trucks (taxi is not a truck), circle 2 twin trucks (traveling opposite ways)

—note how one street “T’s” into the other, traffic light (what does each color mean?)

5. 15 minutes movement ideas

—play triathlon trainer—practice swimming, cycling, running

6. 15 minutes colors, shapes, and numbers

—count the sides on two twin triangles, count the corners of the two

—put one triangle on top of the other and turn it so it makes a 6 point star, paste

7. 5 minutes circle time ideas

—“Sing a Song of Sixpence”


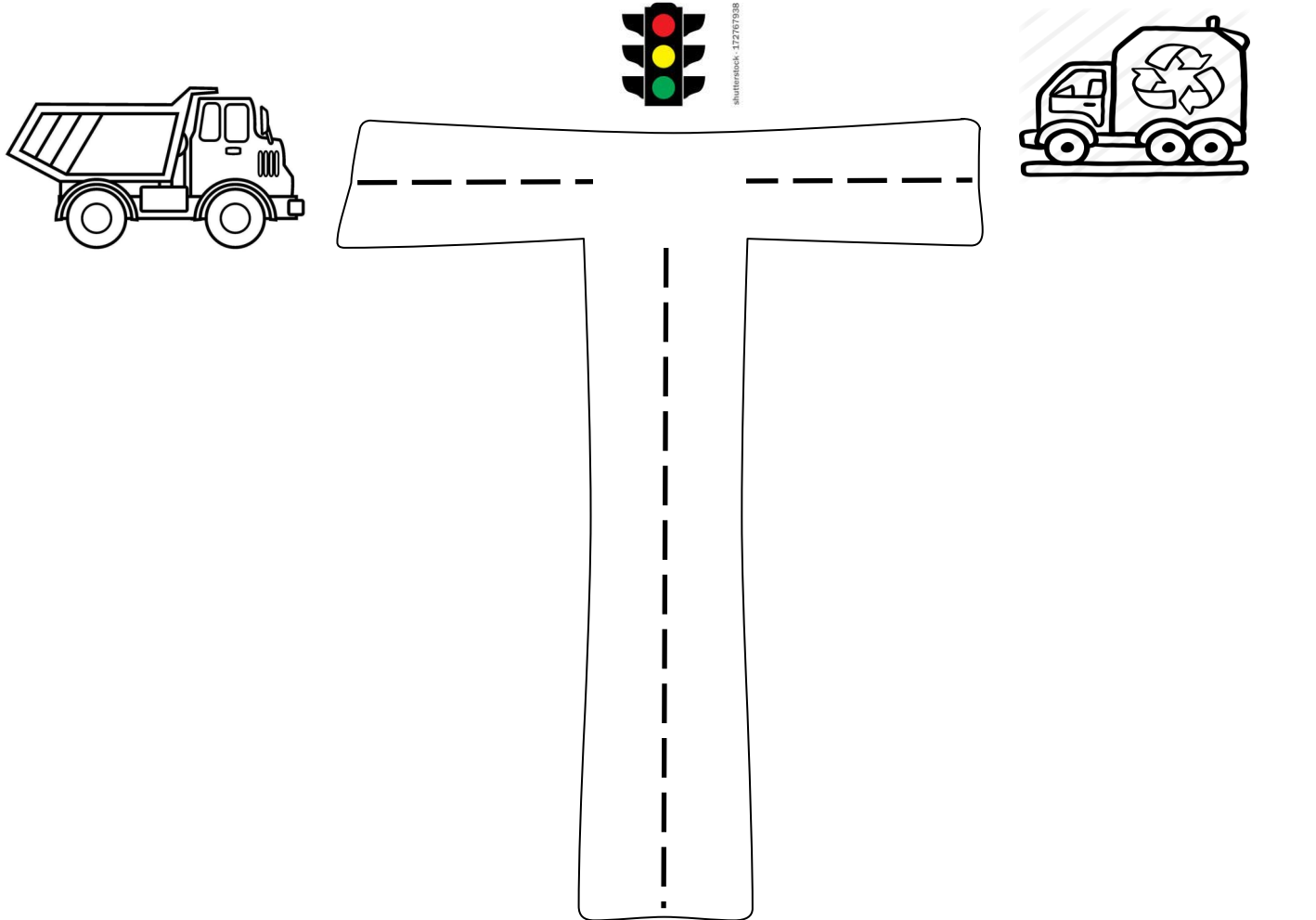
—”Route 66”, “16 Tons”, “Sweet Little Sixteen”, “You’re Sixteen”

—from Sesame Street: “6 Circus Balls”, “Singing Farmer” (6 snails), “6 Kids Playing at the end of the day”, “Queen of 6”, Take Six sing about the number 6, “Six String Orchestra”

see <https://muppetmindset.wordpress.com/2015/08/29/the-top-10-songs-of-the-number-6/>

# T street intersection

Traffic light



Circle the two twin trucks

**Day 40**  
**t—tiger time, 6**

day-specific materials:

tuna or turkey on toast, tempura and teriyaki, tart/torte, or Tiger Tails  
books: Tigers and their Cubs, From Cub to Tiger, Frank and the Tiger (We Both Read, K-1)  
props for talent show, if needed; tasters for the tasting table, teacher supplies, blankets  
“t” page and instruments to color it  
tennis balls, trashcan target, or table tennis set up  
a large clock with moveable hands or numbers

optional materials:

Snoopy Came to Play (tennis—Ready to Read series)  
Talent Night by Paul Orshoski (We Read Phonics series)  
JoJo and the Magic Trick (I Can Read! Series)  
Tony the Tiger: Kellogg’s Frosted Flakes  
Leo the Late Bloomer by Robert Kraus

1. 5 minutes circle time ideas
  - explain routine and expectations
  - “Eeny, Meeny, Miny, Moe, catch a tiger by his toe”, first stanza “The Tyger”
  - “The Wonderful Thing About Tiggers”, “I’ve Got a Tiger by the Tail”
  - “To Touch a Tiger”, “The Tiger and the Peacock”
2. 20 minutes snack/lunch & read-aloud ideas
  - tuna or turkey on toast, tempura and teriyaki, tart/torte, or Tiger Tails
  - Tigers and their Cubs, From Cub to Tiger, Frank and the Tiger (We Both Read, K-1)  
Notice tigers have tails, teeth, toes, throats, and tongues... what about thumbs?
3. 15 minutes free play ideas
  - among the options:
    - a. have a talent show (lots of talents beside music, art, sports, dance/gymnastics ....)
    - b. set up a taste tester table—try all kinds of tastes, esp. things that start with t
    - c. pretend to be a tiger tamer or a teacher, or make a blanket tent
4. 15 minutes alphabet page “t”
  - draw six tiger stripes on the t and color them black, and the rest yellow
5. 15 minutes movement ideas
  - toss tennis balls at a target trashcan, or play table tennis
6. 15 minutes colors, shapes, and numbers
  - tell the time on a clock, from 1-6, by moving the hour hand, or the numbers around
  - count to 6 again, starting at the 6 and ending at the 12 . . .  $6 + 6 = 12!$   
It’s 12 hours from midnight to noon, and from noon to midnight
7. 5 minutes circle time ideas
  - “I’m a Little Teapot”, sing it 6 times
  - “Tweedle Dum and Tweedle Dee” nursery rhyme  
<https://allnurseryrhymes.com/tweedledum-and-tweedledee/>
  - “The Marvelous Toy”, or “Tomorrow” from “Annie”

From PoemHunter.com

### **To Touch a Tiger**

By Juana Cruz

I told my mom on Sunday morning  
I know what I wish for my birthday  
I don't want video games nor trucks  
All I want is a tiger's touch.

To plunge my fingers into its fur  
Pull on his ears, play with its tail  
To lay my head upon its chest  
And listen to its soft purr.

The next day  
A box arrived  
My name was on it  
With ribbons tied.

I opened the flap  
And what jumped out  
A beautiful cat  
With a hairy snout.

My mother looked on  
As I played with my cat  
And she then said with  
A very wise smile.

God made wild tigers  
Dangerous as a viper  
But He made cats  
So we can touch the tiger.

### **The Tiger and the Peacock**

By MoonBee Canady

The Tiger and The Peacock  
Both, Have Beautiful Eyes

The Tiger and The Peacock  
Both, Are A Wildlife Prize

The Tiger and The Peacock  
Both, Walk In Graceful, Stately Strides

The Tiger and The Peacock  
Both, Are Lovely, Lustrous Designs

The Tiger and The Peacock  
Both, Are The Artwork of Someone Wise

Tho' One Be A Bird and One Feline  
Both - Are The Amazing, Handiwork of  
JAH's

Written & Copyrighted ©: 1/4/2014



From poetryfoundation.org

### **The Tyger**

By William Blake

Tyger Tyger, burning bright,  
In the forests of the night;  
What immortal hand or eye,  
Could frame thy fearful symmetry?

Jataka Tales "The Careless Tiger" [https://www.youtube.com/watch?v=iLoTgo\\_vHns](https://www.youtube.com/watch?v=iLoTgo_vHns)  
"The Grateful Tiger" [https://www.youtube.com/watch?v=DAS\\_tjPVjA8](https://www.youtube.com/watch?v=DAS_tjPVjA8)  
"How the Tiger Got His Stripes" folktale from Vietnam





## Day 41

### U-upside down umbrella, 7

#### day-specific materials:

unsweetened, unsalted, upside down (cake, or whatever)

books: The Up and Down Book Sesame Street, starring Ernie and Bert;

The Up and Down Book by Mary Blair, Great Day for Up by Dr. Seuss

Inside, Outside, Upside Down, Once Upon a Time, the End (Asleep in 60 Seconds),

Once Upon a Time and Grandma

“U” page and utensils to color it

things to make an underside crawling obstacle course, simple puzzle of the US

stairs to go up and down

seven 7s the colors of the rainbow

#### optional materials:

Check out <https://www.longlongtimeago.com/once-upon-a-time/>

Upside Down Day by Julian Scheer, Orla’s Upside Down Day by Mary Smith,

Roger’s Upside-Down Day by Betty Ren Wright

Lucy’s Umbrella by Sara Madden, Umbrellabird’s Umbrella by Heather Feldman

Harrison Loved His Umbrella by Rhoda Levine, Umbrella by Taro Yashima

The Umbrella by Jan Brett

#### 1. 5 minutes circle time ideas

—explain routine and expectations

—“Under an Umbrella” by ST

—The Up and Down Book Sesame Street, starring Ernie and Bert;

The Up and Down Book by Mary Blair, Great Day for Up by Dr. Seuss

—“Don’t Sit Under the Apple Tree”

#### 2. 20 minutes snack/lunch & read-aloud ideas

—unsweetened somethings, unsalted somethings, upside down (cake, or whatever)

eg <https://www.tasteofhome.com/collection/upside-down-desserts/>

—Inside, Outside, Upside Down, Once Upon a Time, the End (Asleep in 60 Seconds),

Once Upon a Time and Grandma

#### 3. 15 minutes free play ideas

—among the options:

a. set up an underside obstacle course to crawl through

b. count how many jump ups, sit-ups, or push-ups can you do

c. look at the world upside down

#### 4. 15 minutes alphabet page “U”

—make the U into an upside down umbrella, and color/decorate it.

What will happen if you use your umbrella upside down in the rain?

#### 5. 15 minutes movement ideas

—go upstairs and down, roll up and unroll your body, fold up and unfold yourself...

#### 6. 15 minutes colors, shapes, and numbers

—hide and find 7 colors of sevens (a rainbow of colors), hide them under things

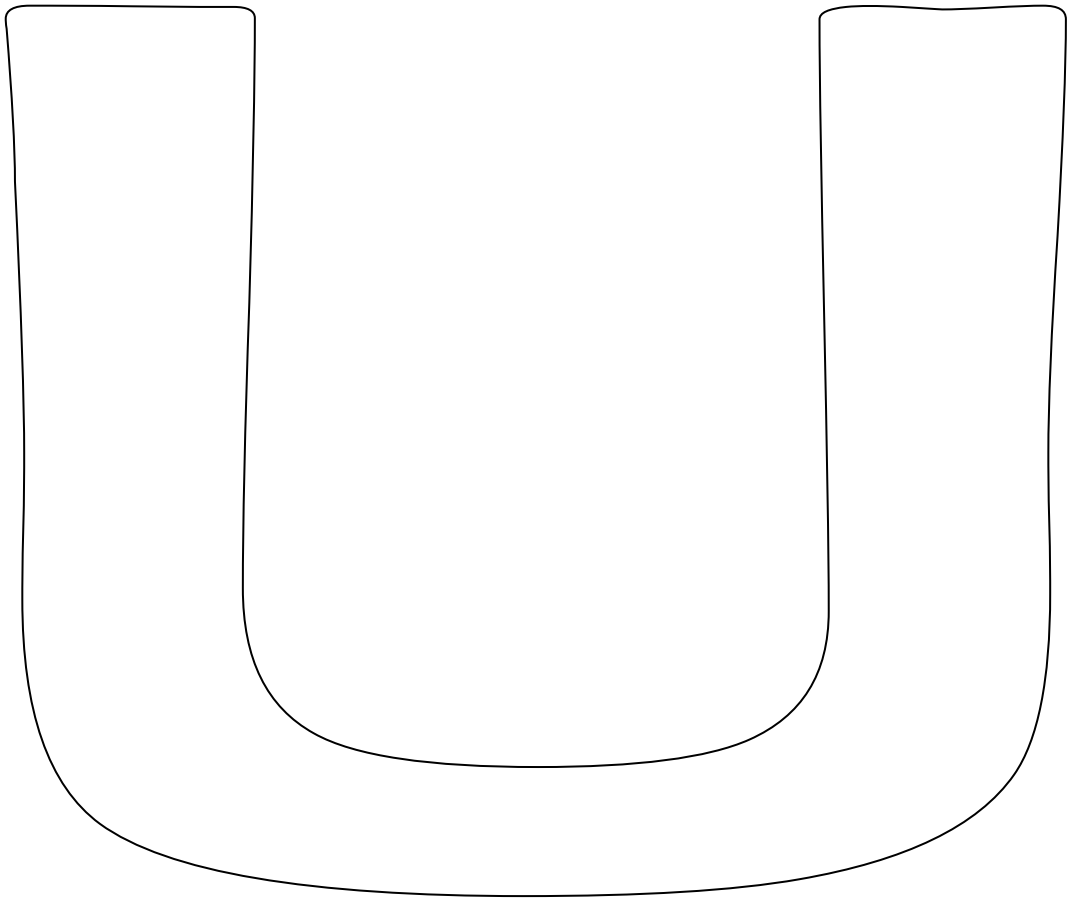
#### 7. 5 minutes circle time ideas

—“Up, Up and Away”, “Uptown Girl”

—“Let Your Smile Be Your Umbrella” and “A Fella with an Umbrella”

—“Bus Stop” sung by the Hollies, and Herman’s Hermits

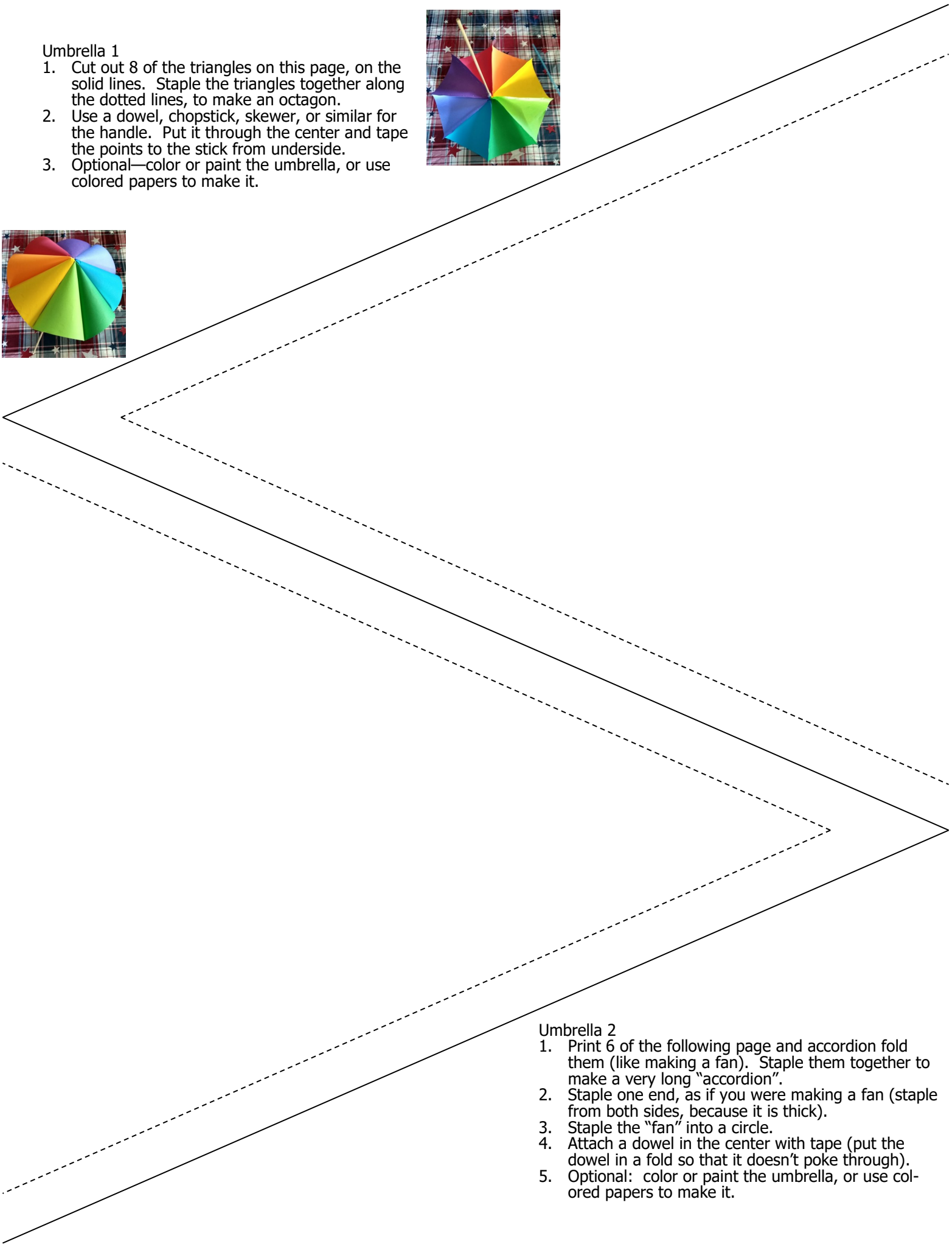




Upside down Umbrella

### Umbrella 1

1. Cut out 8 of the triangles on this page, on the solid lines. Staple the triangles together along the dotted lines, to make an octagon.
2. Use a dowel, chopstick, skewer, or similar for the handle. Put it through the center and tape the points to the stick from underside.
3. Optional—color or paint the umbrella, or use colored papers to make it.



### Umbrella 2

1. Print 6 of the following page and accordion fold them (like making a fan). Staple them together to make a very long "accordion".
2. Staple one end, as if you were making a fan (staple from both sides, because it is thick).
3. Staple the "fan" into a circle.
4. Attach a dowel in the center with tape (put the dowel in a fold so that it doesn't poke through).
5. Optional: color or paint the umbrella, or use colored papers to make it.



**Day 42**  
**u-uniform, unicorn, 7**

day-specific materials:

udon eaten with unfamiliar utensils (see recipes online)

books: The Colors of Us, Suki's Kimono, Uniquely Me by Trace Wilson, America the Beautiful illustrated by Wendell Minor or by Neil Waldman (others, too), Whose Hat is This?

“u” page and utensils to color it  
paper plate with a frowny/smiley face,  
various uniforms to dress up in, Uno cards, a puzzle of the U.S.  
a calendar showing a week

optional materials:

unicorn toys, stuffed animals, puppets  
a line drawing map of the US to color the states a patchwork of colors  
a ukulele to play on  
an urchin

1. 5 minutes circle time ideas

- explain routine and expectations
- “The Unicorn Song”, “The Lion and the Unicorn” (RMG)
- “Unique” sung by Lenka <https://www.youtube.com/watch?v=elj4ojGFdDY>
- “If You Chance to Meet a Frown” you can draw the reversible face on a paper plate

2. 20 minutes snack/lunch & read-aloud ideas

- udon eaten with unfamiliar utensils (see recipes online)
- The Colors of Us, Suki's Kimono, Uniquely Me by Trace Wilson, America the Beautiful illustrated by Wendell Minor or by Neil Waldman (others, too), Whose Hat is This?

3. 15 minutes free play ideas

- among the options:
  - a. uniform dress-up, such as umpire, usher, utility worker
  - b. play a simplified version of Uno
  - c. unite with a team to put together a puzzle of the US

4. 15 minutes alphabet page “u”

- make the u into a smiley face, with the corners of the mouth up

5. 15 minutes movement ideas


- lay on you back and look up—lift up one part of your body at a time . . . Right arm, left arm, right leg, left leg, head, elbows, knees, see if you can do a sit-up

6. 15 minutes colors, shapes, and numbers

- practice saying or singing the 7 days of the week, sing up, under, undulating . . .

7. 5 minutes circle time ideas

- Seven Little Postmen by Margaret Wise Brown (A Little Golden Book)
- “Monday's Child”
- “The 7 Days of the Week Song” <https://www.youtube.com/watch?v=3txOrvuXIRg>
- favorite patriotic songs of the US, or “Smile” sung by Nat King Cole



Don't be unhappy!

**Day 43**  
**V—volcano, 8**

day-specific materials:

vegetables/vegetarian/vegan variety

books: Jump into Science: Volcano! By Ellen J. Prager, Volcanoes! by Anne Schrieber, My Mouth is a Volcano! by Julia Cook, Cool Down and Work Through Anger and Talk and Work It Out by Cheri J. Meiners M.Ed. (Learning to Get Along series)

When Sophie Gets Angry—Really, Really Angry...,  
“V” page and utensils to color it

vinegar & soda volcano: <https://www.youtube.com/watch?v=akMbsN4CWig>

8 oz measuring cup, 2 quart bottles, a half gallon container, or a 2 liter soda pop bottle

optional materials:

books about vicunas and vultures


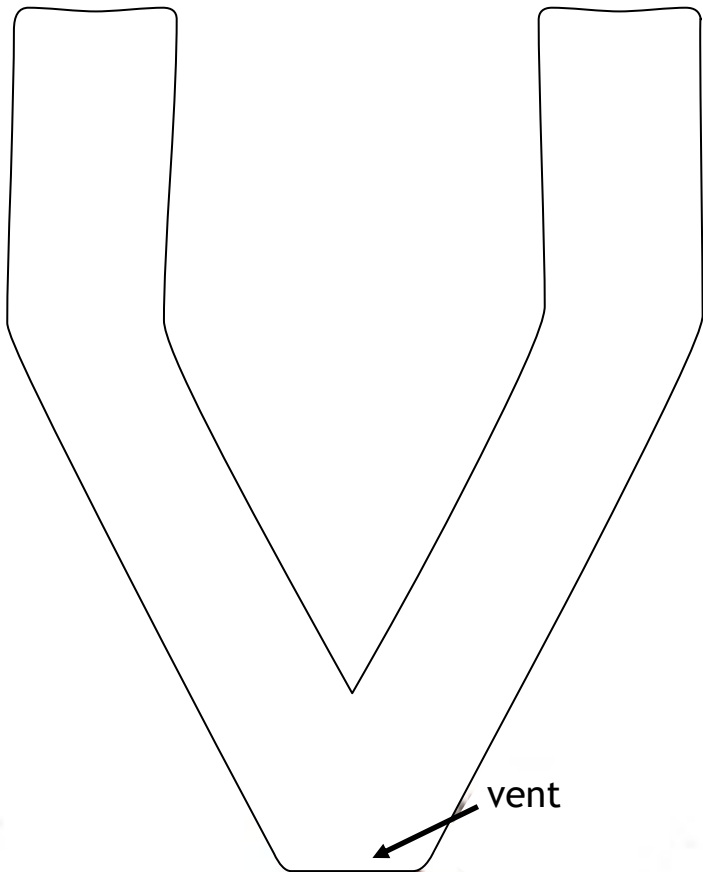
pictures of different animals that make sounds to recognize

1. 5 minutes circle time ideas
  - explain routine and expectations
  - “Lava” song <https://www.youtube.com/watch?v=uh4dTLJ9q9o>
  - Jump into Science: Volcano! By Ellen J. Prager, Volcanoes! by Anne Schrieber (National Geographic Readers, level 2)
2. 20 minutes snack/lunch & read-aloud ideas
  - vegetables/vegetarian/vegan variety
  - some volcanoes erupt violently from vents; “venting” can mean “letting off steam” but we can learn to let out our feelings in a safe and appropriate way
  - My Mouth is a Volcano! by Julia Cook, Cool Down and Work Through Anger and Talk and Work It Out by Cheri J. Meiners M.Ed. (Learning to Get Along series), When Sophie Gets Angry—Really, Really Angry...
3. 15 minutes free play ideas
  - among the options:
    - a. vinegar volcano
    - b. voices/vocalizations—animals, people, or try being a ventriloquists
    - c. violent volcano video, such as <https://www.youtube.com/watch?v=s2i4XS0Esk8> **or**, <https://www.youtube.com/watch?v=VBTAcACmcgo>
4. 15 minutes alphabet page “V”
  - color the V on top of the volcano like a violent eruption
5. 15 minutes movement ideas
  - perform actions a blacksmith would, to the tune of the “Anvil Chorus” by Verdi [https://www.youtube.com/watch?v=MdX3T\\_Kjcos](https://www.youtube.com/watch?v=MdX3T_Kjcos)
6. 15 minutes colors, shapes, and numbers
  - fill an 8 ounce measuring cup with water or a drink, use that 8 times to fill 2 quart jars, a half gallon container, or a 2 liter soda bottle—count as you go
7. 5 minutes circle time ideas—things with 8: stop sign (octagon), octopus, spider, Hanukkah
  - “Eight Days a Week” sung by the Beatles, “Hooked on a Feeling” sung by Blue Swede
  - “An Octopuses’ Garden”, “Can’t Stop the Feeling!” (from “Trolls”)
  - “Spider on the Floor” by Raffi, “Hanukkah, “Hanukkah” counting song <https://www.youtube.com/watch?v=4k8dzH5SNu0>



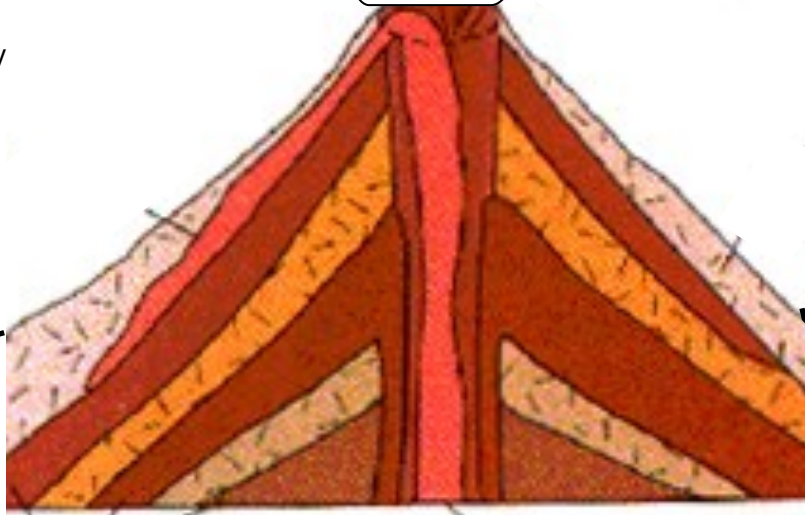
## Vocalization Games

1. Use a picture book or choose animal cards out of a bag to ask, "What sound does this animal make?"  
You can play this as teams.
2. Like Charades, only the person pulls a picture of an animal from a bag and makes the sounds of that animal. Others guess which animal.
3. Choose an animal, such as a cat or dog, and ask the child(ren) what vocalizations (sounds) it makes—such as growl, pant, bark/meow, whimper, purr, etc. What do each of those sounds mean? This can be played as teams.
4. A person from each team, by turns, pulls a small drawing out of a bag, with a feeling face on it (such as happy face, sad face, angry face, scared face, friendly/kind, grouchy/mean, surprised, excited, sleepy, energetic, bored, admiring, hungry, amused, embarrassed, confused, disgusted, interested, romantic, sympathetic, proud, victorious ...). Then the person makes sounds that indicate that feeling—either the sounds of an animal, or the "Hello" of a person. The person's teammates must tell what feeling the voice indicates. Note that what you say is not as important as how you say it: your tone of voice.
5. Listen to and practice bird calls (start with chickens, ducks, and turkeys).



V-winged vulture  
vacating volcano vicinity

vent



V vicuna ears



Vicuna

**Day 44**  
**v-vets, 8**



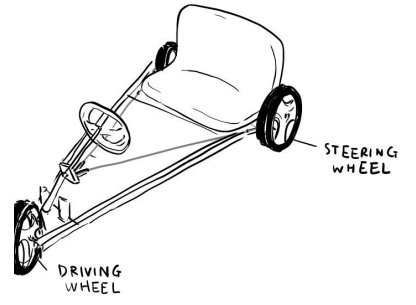
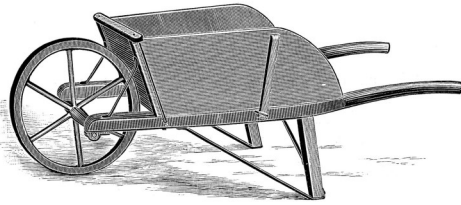
day-specific materials:

V-8 or vitamin water, venison or vichyssoise, vanilla wafers or vanilla dessert books: A Poppy is to Remember by Heather Patterson, What is Veterans Day? by Elaine Landau, Granddad Bud: A Veterans Day Story by Sharon Ferry, Gabe: The Dog Who Sniffs Out Danger (Hero Dog) by Thea Feldman  
“v” page and utensils to color it  
a vacuum, drawing utensils, stuffed animals and pretend veterinarian equipment

optional materials:


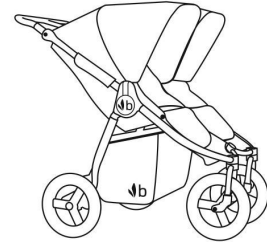

a violin and/or viola  
a piano or other instrument to show an octave

1. 5 minutes circle time ideas
  - explain routine and expectations
  - “Appreciate the Lady” song for Vixey the vixen from Disney’s “Fox and the Hound”
  - “Mole vs. Vole” song [https://littlemissmoffatmusic.com/music/s/mole\\_vs.\\_vole](https://littlemissmoffatmusic.com/music/s/mole_vs._vole)
  - “8th of November” for Vietnam vets <https://www.youtube.com/watch?v=ozpdBvBOhek>
2. 20 minutes snack/lunch & read-aloud ideas
  - V-8 or vitamin water, venison or vichyssoise, vanilla wafers or vanilla dessert
  - A Poppy is to Remember by Heather Patterson, What is Veterans Day? by Elaine Landau, Granddad Bud: A Veterans Day Story by Sharon Ferry, Gabe: The Dog Who Sniffs Out Danger (Hero Dog) by Thea Feldman
3. 15 minutes free play ideas
  - among the options:
    - a. how far can you vacuum?
    - b. draw vehicles from wheelbarrows (1 wheel), to bikes, to wagons, to tanks
    - c. play volunteer veterinarian and fix up “injured” or “sick” stuffed animals
4. 15 minutes alphabet page “v”
  - make the “v” into a stethoscope for the vet to take care of the 8 animals in his office
5. 15 minutes movement ideas
  - violin vs viola, or violin vs fiddle—move to the music
    - violin and viola <https://www.youtube.com/watch?v=nnOoAnLL7vY>
    - violin vs fiddle <https://www.youtube.com/watch?v=oO8Oy9beAnM>
    - fiddlin’ and dancin’ <https://www.youtube.com/watch?v=CZYyVtRAkZ4>
6. 15 minutes colors, shapes, and numbers—8 music steps is an octave
  - 8 voices or instruments is an octet, or double quartet (a quartet is 4)
    - Count them (violins, violas, etc): <https://www.youtube.com/watch?v=j3HyOhgUkS8>
    - Vocal octet/double quartet [https://www.youtube.com/watch?v=m2nvv1\\_Yza4](https://www.youtube.com/watch?v=m2nvv1_Yza4)
7. 5 minutes circle time ideas—not enough time for all of these, but one or more ...
  - Sesame Street: Number 8! (Number of the Day Song) [https://www.youtube.com/watch?v=cORUvLQRI\\_Y](https://www.youtube.com/watch?v=cORUvLQRI_Y)
  - Sesame Street: The Count Sings of 8 <https://www.youtube.com/watch?v=L5bqMDGWXO8>
  - Sesame Street: King of 8 <https://www.youtube.com/watch?v=9GOqM18Bhhg>
  - Sesame Street: Eight Balls of Fur <https://www.youtube.com/watch?v=M3-2sXX6Jxc>
  - Sesame Street: Baker #8 <https://www.youtube.com/watch?v=UZjObQW247Q>
  - Sesame Street Podcast Number 8: <https://www.youtube.com/watch?v=kDc7Y3qWkdg>

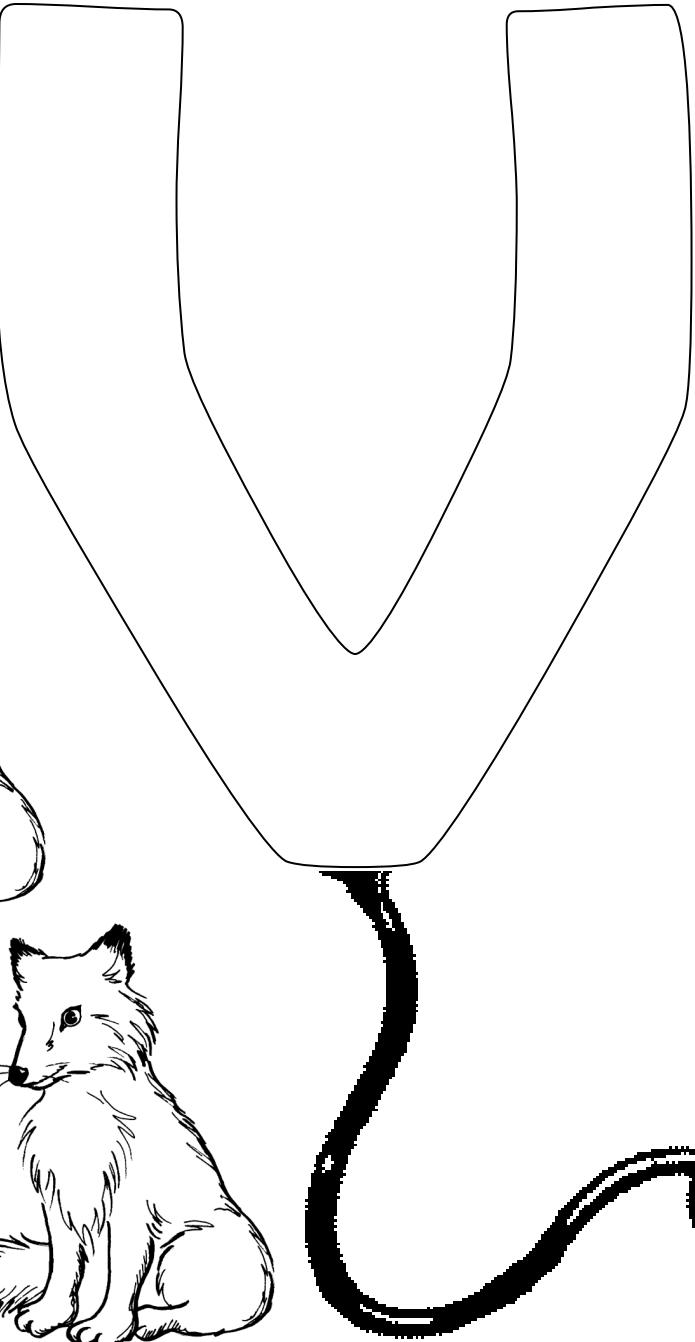





MEGAPIXL Download from megapixel.com/32866953

depositphotos



VOLE ANATOMY



vixen = female fox

watercress, wheat sprout, & walnut wraps; or wild rice & water chestnuts with wontons

Watermelon wedges, optional wieners

books: Whales by Jane Werner Watson (Golden Book), Walrus/Las Morsas by Sam Drumlin

“W” page and utensils to color it, 9 w items

water bowl/bucket/pool/tub, straws/tubes, toy water wheel, scale for weighing

flannel board figures, minimal props, or story book of Jonah or Pinocchio

optional materials:

other books about walrus, whales or other w animals

books about 9, or 9-11

1. 5 minutes circle time ideas

—explain routine and expectations

— “The Walrus and the Carpenter” <https://www.youtube.com/watch?v=2CWOp5cqA10>

— “Every Little Whitecap” one version <https://www.youtube.com/watch?v=PwPqK33CvM4>

— “My Bonnie Lies Over the Ocean”, “Jack & Jill”, “The Mist”, “One Misty, Moisty Morning”

2. 20 minutes snack/lunch & read-aloud ideas

—watercress, wheat sprouts, & walnut wraps; or wild rice & water chestnuts with wontons  
watermelon wedges (wieners, if the above is too far out for kids)

—Whales by Jane Werner Watson (Golden Book), Walrus/Las Morsas by Sam Drumlin

3. 15 minutes free play ideas

—among the options:

a. water toys: blow through a straw/tube to make waves on the water, or tip what holds the water; have fun with a toy water wheel (outdoors if the weather is wonderful)

b. wash the car, wagon, toys, dishes, or whatever

c. weigh/compare weights of things around the house/pantry  
(use a scale, or just pick them up, one in each hand)

d. act out/retell/or use a flannel board for Jonah & the Whale or Pinocchio

4. 15 minutes alphabet page “W”

—color the widest W medium blue for waves, sky light blue, upside down w’s (birds) white  
draw a whale or a walrus below, then color the water below dark blue

5. 15 minutes movement ideas—move to the music in 9 different ways

—dance/row a pretend boat/move to Handel’s “Water Music”

<https://www.youtube.com/watch?v=Kuw8YjSbKd4>

—Or “Waltzing Matilda” <https://www.youtube.com/watch?v=CwvazMc5EfE>

What it means: [https://en.wikipedia.org/wiki/Waltzing\\_Matilda](https://en.wikipedia.org/wiki/Waltzing_Matilda)

6. 15 minutes colors, shapes, and numbers—collect 9 small objects that begin with W

like: wire, gummy worm, walnut, wristwatch, washer (as for a nut), tiny wheel, whistle, a whittling knife, small whale or wolf figure

—make a row of 3 objects, counting them as you go;

make a second row of 3 objects below that, again, counting as you go;

below that, make a 3rd row of 3 objects, counting as you go.

Count them all: 3 groups of 3 = 9. 3 + 3 = 6; 6 + 3 = 9; 3 + 3 + 3 = 9

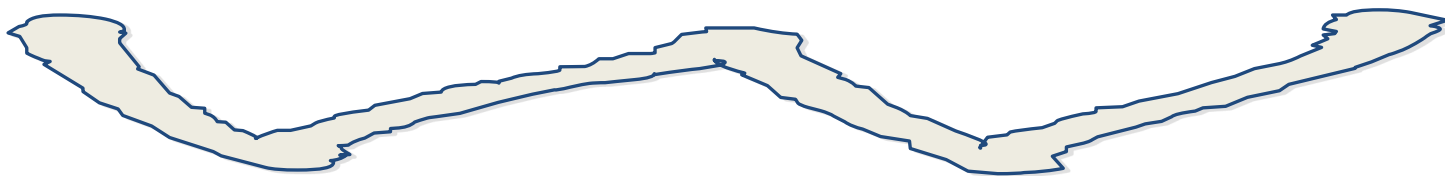
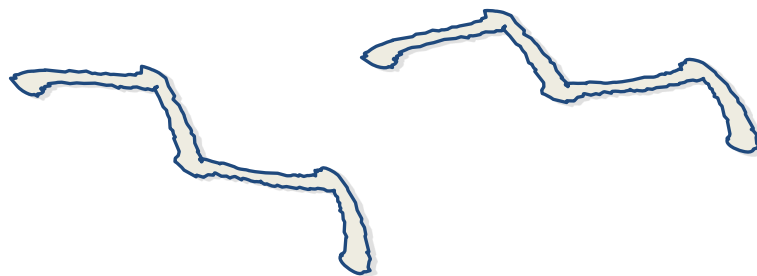
7. 5 minutes circle time ideas

—“Deep & Wide” action song, “The Wheels on the Bus”, “Whistle While You Work”

—“Heigh Ho, It’s Off to Work We Go” Dwarf song from Disney’s “Snow White”

Raise your hand when you count 9 Heigh Ho’s. Can you count how many total?

W for wavy water, and wings (upside down w)



## Every Little Whitecap

Said the sturgeon to the eel  
Just imagine how I feel—  
Please do excuse my yawning—  
'cause some folks should let us know  
'fore a-sailing they do go  
So very, very early in the morning.

And every little wavelet had its nightcap on—  
Night cap, white cap, nightcap on.  
And every little wavelet had its nightcap on,  
So very, very early in the morning.

Some other book choices:

About Woodpeckers: A Guide for Children by Cathryn Sill a truly excellent, and beautiful book for young children

More books in the series pictured at back, including Marine Mammals (like whales), Wetlands  
Peter and the Wolf book, symphony by Prokofiev; online read by Leonard Bernstein or others, or Disney version  
Wolves by Cari Meister (My First Animal Library, Bullfrog Books), again, an excellent book for early learners  
additional titles pictured on back cover

Gray Wolves by Grace Hansen (Animals of North America series; more books pictured on the back cover) excellent.

Wild, Wild Wolves by Joyce Milton (Step into Reading Level 2, grades 1-3; read aloud for younger kids)

Wild Cats! By Carol Harrison or Diane Muldrow (front cover and title page don't agree!)

read aloud; other titles listed at back

A Picture Book of Wild Cats by Mary Scott; read aloud or talk about the pictures/summarize

### More W animals

Walking stick

Wasp

Weevil

Warm-blooded

Wart hog

Water buffalo

Waterbuck

Weasel

Wolverine

wombat

Woodchuck

Wallabee

Walleroo

Watchdog

Wren & worm

Water fowl

### Books about 9-11

Fireboat: The Heroic Adventures of the John J. Harvey by Maira Kalman

14 Cows for America by Carmen Agra Deedy

The Man in the Red Bandana by Honor Crowther Fagan



**Day 46**  
**w—weather, 9**

day-specific materials:

wheat germ waffles, whipped cream, wassail

books: Hello, World! Weather, National Geographic Readers: Weather available on Kindle,  
Katherine's Bike Was Wonderfully Strange, The Wind Blew

"w" page and utensils to color it  
wind toys, electric fan if needed, whistles, minimal costumes for workers

optional materials:

books about wind, winter, windmills,  
wind-up toys, a big box for the weasel to pop out of  
explore the worldwide web (www) on a computer/laptop

1. 5 minutes circle time ideas

—explain routine and expectations,

— "Solomon Grundy" days of the w week,

If you prefer a different end: Was well on Sat, Went to Church Sun, ... not the end ...

— "March Winds", "The Winds" (both RMG),

— "Winter Wonderland" song/book, "When Snow is on the Ground", "Winter" (RMG)

2. 20 minutes snack/lunch & read-aloud ideas

—wheat germ waffles with whipped cream, and wassail

—Hello, World! Weather, National Geographic Readers: Weather available on Kindle,  
Katherine's Bike Was Wonderfully Strange, The Wind Blew

3. 15 minutes free play ideas

—among the options:

a. weeklong weather watch at the window—draw a weather picture for each day

b. wind toys (streamers, pinwheels, etc. use an electric fan if needed), or wind-up toys

c. all kinds of whistles—slide whistle, shepherd's mouth whistle, wooden whistle,  
tin whistle, slide whistle, bird whistle, dog whistle...

d. workers: waiter/waitress, watchman, worm farmer, welder, woodworker, weaver...

4. 15 minutes alphabet page "w"

—draw a line from each weather word to the matching window, point to the wind-  
mill, draw a line from each wren to a worm (wren starts with a silent w) . . . When there is  
one left without a partner, it's an odd number (5 is an odd number, 9 is an odd num-  
ber). What do you think happened to the other worm? Did it see the birds and jump back  
in its tunnel? Color.

5. 15 minutes movement ideas

—Simon Says Windmill: move your arms like a windmill

fast, slow, medium, high, low, same direction, opposite direction ...

6. 15 minutes colors, shapes, and numbers

Count the letters in these 9 words. See if you can count all the letters (9 nines = 81)


wackiness, wallabies, wallaroos, watchdogs, waterbuck,

washcloth, waistline, weeknight, waterfall

7. 5 minutes circle time ideas



—"Pop Goes the Weasel" 9 times,

—"I Whistle a Happy Tune", "Willie the Whistling Giraffe" (RD)



windmill

weather window, weather words:  
winter, windy, warm, wet



wrens and worms

**Day 47**  
**X—x marks/symbols, 10**

day-specific materials:

Xavier soup or steak

books: Jessica's X-Ray by Pat Zonta,

books about Xenarthra (armadillos, anteaters, and sloths),

Odd Animal ABC's by June Smalls

“X” page and utensils to color it, Roman Numerals 1-10 (I—X)

Sewing materials, treasure, treasure hunt plan and map, extra paper for tic tac toe

optional materials:

books about X-ray Tetra, Xeme, Xolo (Mexican hairless dog), Xenops (3 kinds of birds)

X-rays if you happen to have access

1. 5 minutes circle time ideas

—explain routine and expectations,

—“Five Little Kisses” adapted by ST (X has meant kiss since the Middle Ages)

— demonstrate a cross stitch to mend a small tear or hem: “A stitch in time saves 9”

— show tic tac toe with X and O

see also, <https://www.youtube.com/watch?v=JyPajoEaDQ4>

2. 20 minutes snack/lunch & read-aloud ideas

—Xavier soup or steak (when x begins a word it usually sounds like Z in English)

—Jessica's X-Ray by Pat Zonta, books about Xenarthra (armadillos, anteaters, and sloths), Odd Animal ABC's by June Smalls

3. 15 minutes free play ideas

—among the options:

a. treasure hunt with a map, where X marks the spot

b. simple cross stitch project, such as a kit from [bakerross.com](http://bakerross.com);  
or make a picture/pattern with x's on graph paper.

c. practice playing tic tac toe

4. 15 minutes alphabet page “X”

—Trace the dotted line from beginning to the big X that marks the spot.

Draw treasures inside the X.

When people can't sign/write their own name they make an X, with a witness.

5. 15 minutes movement ideas

—dance to “Xanadu”, or play/listen to/dance to Xylophone music

such as <https://www.youtube.com/watch?v=VbGmlPKskV4>

6. 15 minutes colors, shapes, and numbers

X is a Roman numeral for 10. Count with the Roman numerals from 1-10, point to each as you count. Can you count backward from 10 to 1?

How fast can you count forward and backward 10 times?

7. 5 minutes circle time ideas

—sing “10 Little X-ray Techs”, or “10 Little Xylophones”, or “10 Little Xeriscapes”

X-ray techs x-raying, xylophones playing, xeriscapes growing

## Five Little Kisses

adapted by ST

Five little kisses to give away, (show open hand with five fingers)  
Who shall I kiss, shall I kiss today? (shrug shoulders with hands out like a question)  
I have one for Mommy, (show 1 finger)  
One for Daddy, too, (show 2 fingers)  
One for brother, (show 3 fingers, could be grandma or another relative, or pet)  
One for sister, (show 4 fingers, could be grandpa or another loved one)  
And one for you! (show 5 fingers, and use hand to blow a kiss)

“Different Kinds of Kisses”

Grandma kisses (grab cheeks and squeeze)

Fish kisses (purse lips and move them)

Movie star kisses (blow big ones)

Rabbit kisses (wiggle nose)

Dog kisses (stick out your tongue and lick)

Credit: SurLaLune Storytime via storytimekatie.com

books about Xenarthra (armadillos, anteaters, and sloths)

More at <http://www.paxtag.org/educational-resources/childrens-books/>

Amazing Armadillos by Jennifer Mckerley (Step into Reading Level 3) read aloud for pre-K

Armadillo by Marjorie Jackson (Books for Young Learners)

Don't Ever Cross That Road!: An Armadillo Story by Conrad J. Stora

Pancho Bandito and the Amarillo Armadillo you can check it out at

<https://www.youtube.com/watch?v=RmCJF3vxI5s>

Armadillo Rodeo by Jan Brett check [https://www.youtube.com/watch?v=uysr\\_pghglA](https://www.youtube.com/watch?v=uysr_pghglA)

Armadilly Chili by Helen Ketteman <https://www.youtube.com/watch?v=800MOKVfSv8>

Armadillo Tattletale by Helen Ketteman busybody eavesdropper/gossip learns better

If an Armadillo Went to a Restaurant by Ellen Fischer

Anteaters by Megan Borgert-Spaniol (Blastoff! Readers, Animal Safari series)

nonfiction, Kindergarten reading level, interest K-2

Giant anteater by Sara Antill (imagine!) (Unusual Animals series) 24 pp, grades K-3

Anteater by Nicole Boswell (Zoozoo Animal World leveled book series) word count 37)

123, Anteater Stuck Up a Tree: A Curious Counting Book by Max Jackson

What Does An Anteater Eat? by Ross Collins (humor)

An Anteater Named Arthur by Bernard Waber (Arthur questions why anteaters called by food)

Swing, Sloth! By Susan B. Neuman (National Geographic Readers—Pre-Reader)

Slow, Slow Sloths by Bonnie Bader (Penguin Young Readers, Level 2) read aloud for preK

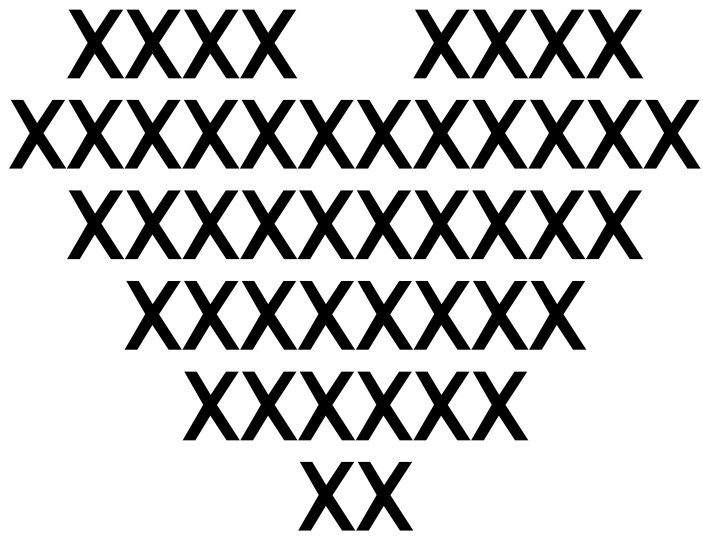
“Slowly, Slowly, Slowly” said the Sloth by Eirc Carle

Roman Numerals 1-10:


I II III IV V VI VII VIII IX X

# Cross Stictch or X pattern

Turn sideways and do a mirror image (symmetry) to make a butterfly.



Begin here



Sign with an X \_\_\_\_\_

**Day 48**  
**x—choices, 10**

day-specific materials:

xocolatl (chocolate), with xylitol and xanthum gum

books: Xerus Won't Allow It by Richard Hefter

“x” page and utensils to color it

chalkboard/whiteboard for voting for songs to sing in circle, 3 boxes labeled x, y, and z

something good and bad to put in 2 of the boxes, leave one empty

some kind of food to cut in pieces to show multiplying makes more

10 X's to count by tens to 100

optional materials:

books about X-ray tetra, Xeme, Xolo (Mexican hairless dog), Xenops (3 kinds of birds)

X-rays if you happen to have access

1. 5 minutes circle time ideas

—explain routine and expectations,

—vote for the kind of songs to sing by putting an x in the box

x-mas (Christmas)

x-men

2. 20 minutes snack/lunch & read-aloud ideas

—xocolatl (chocolate), with xylitol and xanthum gum

Example: <https://www.tphketodesserts.com/chocolate-syrup>

—Xerus Won't Allow It by Richard Hefter (Sweet Pickles Series—“X-Rating Xerus is the official town censor. Her countless sermons and signs tell folks what they must not do. She takes delight in putting her X-mark on all those things she says are not allowed.

A xerus is a prairie squirrel. “ from Barnes & Noble.com)

3. 15 minutes free play ideas

—among the options:

a. choose from 3 boxes labeled x, y, and z—with unknown contents (in algebra, x, y, and z represent what we don't know—they are place holders, like boxes)

b. an x in math can mean multiply, like 3 rows of 3 (3x3), or 2 groups of 4 (2x4)

—multiply pieces of pizza, pie, apple, or candy by cutting one into two, then 4, then 8

c. Make an x on (cross out) the things that don't belong (see page following

(all 10 are rainforest creatues, but 8 are not mammals or Xenarthra.  $10-8 = 2$ )

4. 15 minutes alphabet page “x”

—Count the signs. Tell what each sign means. Why should we follow rules/signs? Color.

5. 15 minutes movement ideas

—pretend to make a chocolate treat to the song “Bate, Bate Chocolate”

<https://www.youtube.com/watch?v=bjloOoaCgMg>

6. 15 minutes colors, shapes, and numbers

Can you count by 10s? Count the 10 Roman numeral Xs by tens to 100, faster & faster

X X X X X X X X X X




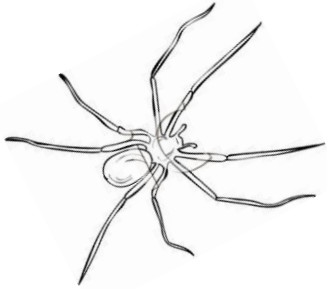


7. 5 minutes circle time ideas

—Ten Apples on Top


—Ten in a Bed (book and/or song)

—The Chipmunks' Counting Book, or any counting book to 10

How many rainforest animals?







No!



**Day 49**  
**Y—yellow, 11**

day-specific materials:

yellow yolk and yam yogurt yeast cake

A Child's Year by Joan Walsh Anglund (Golden Book), A Year with Friends by John Seven, Curious George/Biscuit story, "Y" page and utensils to color it a labeled picture for each month of the year, 4 containers labeled by season a yoyo, a carton of eggs (1 dozen) or 12 other small objects in an egg carton

optional materials:

more books about the year, animals named yellow, Yorkshire terrier  
<https://www.worldatlas.com/articles/the-world-s-most-stunningly-yellow-animals.html>  
yeast experiment—put a little yeast in water, sugar water, salt water and wait...

1. 5 minutes circle time ideas

- explain routine and expectations,
- "Yellow Rose of Texas", "Yellow Submarine", "Yes, We Have No Bananas"
- "Mary's Canary" <https://www.youtube.com/watch?v=51kHre67Xzs>

2. 20 minutes Lunch & Listen ideas

- yellow yolk and yam yogurt yeast cake, or yellow-fin tuna and Yorkshire pudding  
<https://www.yummly.com/recipe/Yam-Ombre-Chiffon-Cake-1256211>  
<https://www.yummly.com/recipe/Golden-Yam-Cake-2157745> (replace milk w/yogurt)  
<https://redstaryeast.com/recipes/fat-free-yogurt-bread/>  
(try half & half cooked yam/water and an egg or yolk, yellow raisins if you use)
- A Child's Year by Joan Walsh Anglund (Golden Book), Curious George/Biscuit story

3. 15 minutes free play ideas

- among the options:
  - a. put the months of the year in the right seasons, then put them all in order
  - b. try out some yoga, such as <https://www.youtube.com/watch?v=LhYtcadR9nw>
  - c. try out a yoyo <https://www.youtube.com/watch?v=2ldYEU5SUS8> (watch a little)

4. 15 minutes alphabet page "Y"

- add head, hands, & feet to make a person of the Y: you can make the person standing up with arms raised, or you can make the person standing on the head with legs up in the air.

5. 15 minutes movement ideas—sing and dance:

- yodeling with the dwarves of Disney's "Snow White"  
<https://www.youtube.com/watch?v=c3CbTKKCquE> ,
- or the goatherd from the "Sound of Music"  
[https://www.youtube.com/watch?v=UmmOJx\\_Hxto](https://www.youtube.com/watch?v=UmmOJx_Hxto)

6. 15 minutes colors, shapes, and numbers

Take a dozen eggs out of the frig (or you can use any small items in an egg carton), Count a dozen is 12. Take away one. Count 11. How else can you make 11? 5 + 6, etc.

7. 5 minutes circle time ideas

- 7-11 jingles, <https://www.youtube.com/watch?v=kKJq4RKf6il>  
[https://www.youtube.com/watch?v=bhR3W4\\_-FZY](https://www.youtube.com/watch?v=bhR3W4_-FZY)
- sing "Yankee Doodle", and clap 11 times at the end
- "It's a Wonderful Life" by 11th hour musical group <https://www.youtube.com/watch?v=OHRrOaVSvPk&list=PLklqiN1A9QK6eoOYskchU5H24LolxMRLj>



January



February

March



April



May

June



July



August



September



October



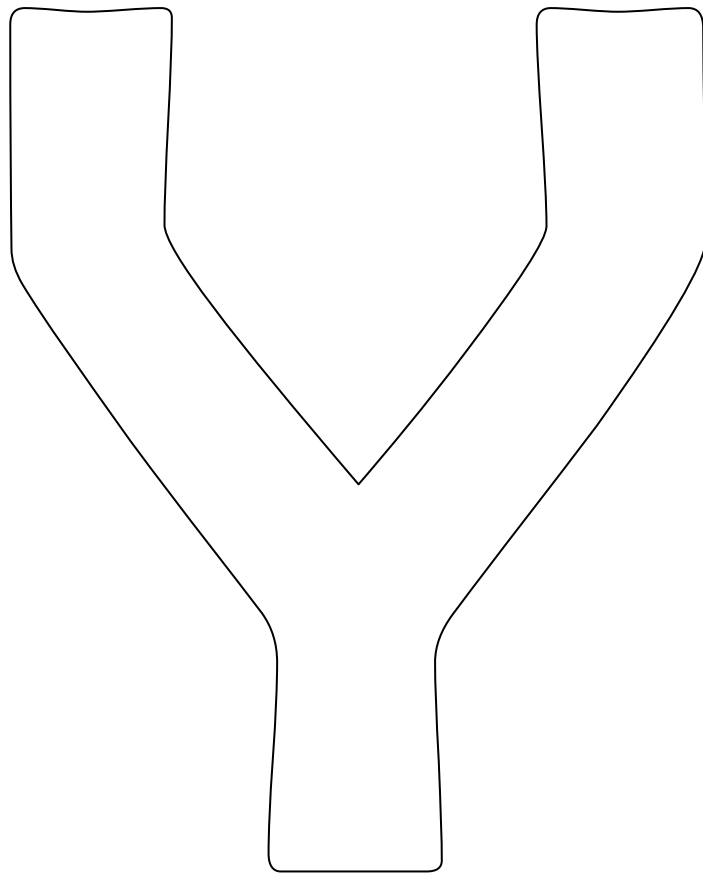
November



December

By HilaryHart

# Yoga Pose



**Day 50**  
**y—yarn/yet/yesterday, 11**

day-specific materials:

yakisoba, yakitori

books: Extra Yarn by Mac Barnett, Mischief in the Forest: A Yarn Yarn by Derrick Jensen  
Charlie Needs a Cloak by Tomie dePaola, Knitting Nell by Julie Jersild Roth

“y” page and yarn

pictures from the life of the child (baby, 2-3 birthdays or memorable events)

or pictures from the lives of parents/grandparents

possibly costumes of what the child wants to be someday

oldies music and a way to play it

11 items to count

optional materials:

books about young, growth through life, yak, yabbie, and yapok

Yuck! Said the Yak by Alex English, Yak and Dove by Kyo Maclear (“if we were twins...”)

Yoko Yak’s Yakety Yakking by Barbara deRubertis

(Animal Antics A to Z, alliterative books for each letter of the alphabet)

Yes, Let’s by Galen Goodwin Longstreth, Yes Day! By Amy Krouse Rosenthal

I Dare You Not to Yawn by Helene Boudreau, Everyone is Yawning by Anita Bijsterbosch

1. 5 minutes circle time ideas

—explain routine and expectations,

— “Are We There Yet?” [https://www.youtube.com/watch?v=\\_Tr9Ncoo-yw](https://www.youtube.com/watch?v=_Tr9Ncoo-yw)

— “Yesterday”, “Yesterday Once More”,

— “Last Night I Went to the Pictures” nonsense rhyme

<https://www.mamalisa.com/?t=es&p=3872>

2. 20 minutes Lunch & Listen ideas

—yakisoba, yakitori

—Extra Yarn by Mac Barnett, Mischief in the Forest: A Yarn Yarn by Derrick Jensen

Charlie Needs a Cloak by Tomie dePaola, Knitting Nell by Julie Jersild Roth

3. 15 minutes free play ideas

—among the options:

a. time passes: put pictures of yourself, parents, or grandparents in order

b. hasn’t happened yet: what I want to be, picture, dress-up, or storytelling

c. spin a yarn: tell a far-fetched story that goes on and on (can be done as a group)

4. 15 minutes alphabet page “y”

—fill the y with yarn, make a yarn design/picture. See similar shapes yak, yarn, y?

5. 15 minutes movement ideas

—dance like yesteryear: put on some old favorites of your parents or grandparents

6. 15 minutes colors, shapes, and numbers

Gather 10, then add 1, 11 times.

7. 5 minutes circle time ideas


—Sesame Street: Lonely Number 11 <https://www.youtube.com/watch?v=jBJbhu35Ejw>

— “Where Were You (When the World Stopped Turning)”—Alan Jackson, about 9-11

“Have You Forgotten”—Darryl Worley



shutterstock · 227077681



yak yarn



shutterstock · 171448961

## Day 51 Z—zigzag, zero, 12

### day-specific materials:


zucchini zoodles or zucchini bread, zero calorie drink  
books: Zero by Kathryn Otoshi, Zero the Hero by Kareena Slakey  
“Z” page, glue, and rickrack or 3 small zippers  
a zigzag to trace with a marker, or a zigzag obstacle course, various zippered items  
a dozen eggs (or 12 small objects) in an egg carton  
11 items to count

### optional materials:

Blocks to build a zigurat

1. 5 minutes circle time ideas
  - explain routine and expectations,
  - “Zero to Hero” from Disney’s “Hercules”, “My Hero Zero” from Schoolhouse Rock  
<https://www.youtube.com/watch?v=zxYsgRsNg2s>
  - “Zig Zag Zoom” letter z song [www.youtube.com/watch?v=HZBWuLs-GXc](http://www.youtube.com/watch?v=HZBWuLs-GXc)  
or, “Zip-a-Dee-Dah”
2. 20 minutes Lunch & Listen ideas
  - zucchini zoodles or zucchini bread, zero calorie drink
  - Zero by Kathryn Otoshi, Zero the Hero by Kareena Slakey
3. 15 minutes free play ideas
  - among the options:
    - a. trace a zigzag with a marker, or zigzag through an obstacle course
    - b. practice zipping all kinds of zippers, you can make a relay of it
    - c. zip through cleaning up the room!
4. 15 minutes alphabet page “Z”
  - notice that the letter Z is a zigzag; what other things are shaped like a zigzag?  
Glue rickrack or zippers in the shape of Z. Turn z sideways to make N, note how Z looks similar to 2. How are they different?
5. 15 minutes music and movement ideas
  - move along with “Zero the Hero”  
<https://www.youtube.com/watch?v=LJwK226dqQs>
6. 15 minutes colors, shapes, and numbers
  - Get out a dozen eggs (or an egg carton with 12 small objects). Put 6 eggs/objects in another container. How many eggs/objects are left in the egg carton? Put 3 more from the egg carton into the other container. Count the ones in the other container (9). How many are left in the egg carton?  $12 - 9 = 3$ . and when you put the 9 back,  $3 + 9 = 12 = 12$ . Try some other ways of taking some away from the 12 in the carton, see how many are left. Add them back in the carton.
7. 5 minutes circle time ideas
  - Sesame Street: “Ladybug Picnic” [https://www.google.com/search?q=ladybug+picnic&rlz=1C1GGGE\\_enUS685US685&oq=ladybug+picnic&aqs=chrome..69i57j0l5.47571j4&sourceid=chrome&ie=UTF-8](https://www.google.com/search?q=ladybug+picnic&rlz=1C1GGGE_enUS685US685&oq=ladybug+picnic&aqs=chrome..69i57j0l5.47571j4&sourceid=chrome&ie=UTF-8)
  - ”The Twelve Days of Christmas”, ● The Months of the Year song  
<https://www.youtube.com/watch?v=-4s-ut7NOjQ> ● <https://www.youtube.com/watch?v=omkuE6Wa5kQ>

Zigzag Z





**Day 52**  
**z—zoo, 12**

day-specific materials:

ziti and sauce, followed by zabaglione

books: Put Me In the Zoo, A Trip to the Zoo (DK Readers (Level 1). I Love You, ZooBorns! (Ready to Read Level 1), Hello, Mommy ZooBorns! (Ready to Read Level 1), Feeding Time at the Zoo (Step into Reading Science Reader, Level 2)




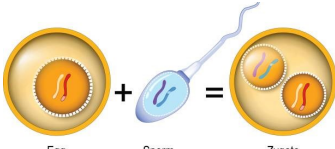

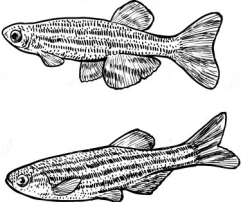



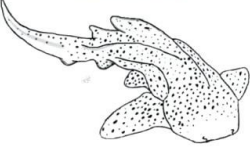


“z” page, glue, and pictures of z animals for z zoo animal pictures/cards for charades (2 sets for Concentration), animal toys/figures to play zoo A dozen eggs/items and an egg carton


optional materials:

100 small items to put in 10 groups of 10 (such as pennies to make 10 dimes/\$1)

1. 5 minutes circle time ideas
  - explain routine and expectations,
  - “Going to the Zoo” song (RD), “Jumbo the Elephant”,  
“We’re Going to the Zoo” <https://www.youtube.com/watch?v=jez-8sNbEqI>
  - “At the Zoo” Lyric Language French and English (DVD; online not a good copy)
2. 20 minutes Lunch & Listen ideas
  - ziti and sauce, followed by zabaglione
  - Put Me In the Zoo, A Trip to the Zoo (DK Readers |Level 1). I Love You, ZooBorns! (Ready to Read Level 1), Hello, Mommy ZooBorns! (Ready to Read Level 1), Feeding Time at the Zoo (Step into Reading Science Reader, Level 2)
3. 15 minutes free play ideas
  - among the options:
    - a. animal charades
    - b. animal concentration
    - c. Animal toys/figures/stuffed/puppets to make a zoo. Pretend it’s feeding time . . .  
Draw what each animal eats on a little paper, and set it by each animal.
4. 15 minutes alphabet page “z”
  - glue 12 “z” zoo animals on the z page. Color.
5. 15 minutes music and movement ideas
  - move to “Carnival of the Animals” by Saint-Saens  
short version from Disney’s Fantasia 2000:  
<https://www.youtube.com/watch?v=poz9nZCFmb0>
6. 15 minutes colors, shapes, and numbers
  - Experiment with different ways to group items to make 12:  
2 rows of 6, 3 rows of 4, 4 rows of 3, 6 rows of 2, 1 row of 12
7. 5 minutes circle time ideas
  - “100 Animals”, see next page
  - wrap it up, share appreciation . . .
  - “I’m so glad we had this time together” from Carol Burnett Show
  - a song from Mr. Rogers, or goodbye song from Barney
  - “Goodbye, Farewell” from “Christopher Robin” (upbeat)

I went to the zoo  
 And what did I see?  
 100 animals  
 Looking at me.  
 There were,  
 10 tall giraffes, eating from the trees,  
 10 silly monkeys, scratching on their knees  
 10 sleeping snakes, lying in the sun  
 10 munching elephants, eating peanuts one by one  
 10 leaping tigers, performing in the shows  
 10 pink flamingos, standing on their toes  
 10 grouchy bears, trying to get some sleep  
 10 happy hippos, in the water deep  
 10 roaring lions, waking two by two  
 10 galloping zebras, all living in the zoo.

 <p>zebra</p>	 <p>zebu</p>	 <p>ZOO</p>	 <p>Egg + Sperm = Zygote</p> <p>zygote</p>
 <p>zebra duiker</p>	 <p>zebrafish</p>	 <p>zokor</p>	 <p>zorilla</p>
 <p>Zorro</p>	 <p>ZEBRA SHARK</p>	 <p>zonkey</p>	 <p>zorse</p>



**Z ZOO**