

Habitats

By Susan Ternyey

1. Obtain a pack (2 packs is better) of cards with animals, or use the cards from “Animal Alphabet”, under Early Learning, ABCs. If you have 2 packs you can play concentration.
2. Sort the animals by the habitat in which they live (put each animal on top of the picture of where it lives). You may consult a good Encyclopedia, such as World Book (under the heading of Animal) to help you. Don’t do too many at once. Keep it fun.
3. Discuss how the habitat provides the food and home/shelter for each animal.
4. Optional Game: Play “At the Zoo”. Set out the different habitat pictures, including the farm. Tell the children that this is the zoo, including a petting farm/zoo. Deal out animal cards to the children, and have them take turns putting each animal in the habitat where it would be found. Notice that some, like spiders, would be found in almost all of the habitats. For more advanced children, they could tell what food the zoo keepers would give each animal.
5. There are lots of animal videos and shows that show where animals live.
6. There are lots of books that show where animals live, such as:
Animals at Home by David Lock; level reader
In My Backyard by Valerie Giogas; counting, animals
Where Do You Live? by Susan Ternyey
Footprints in the Snow by Cynthia Benjamin; excellent level 1 reader, illustrations; animal homes




Arctic tundra



Antarctic



mountains




sea

shore



desert




savannah



forest



jungle



farm