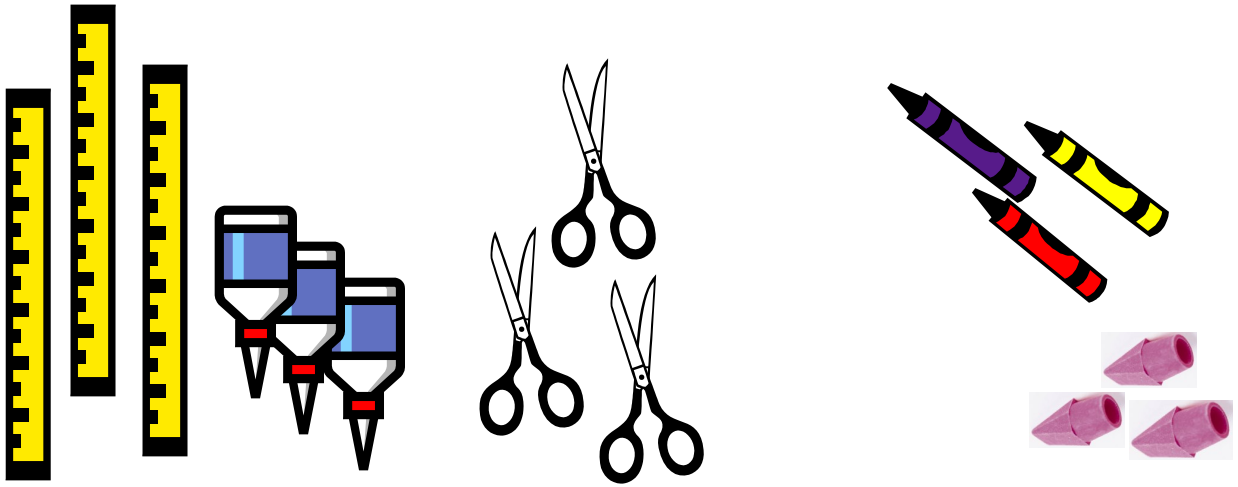




Here is one piece of paper.

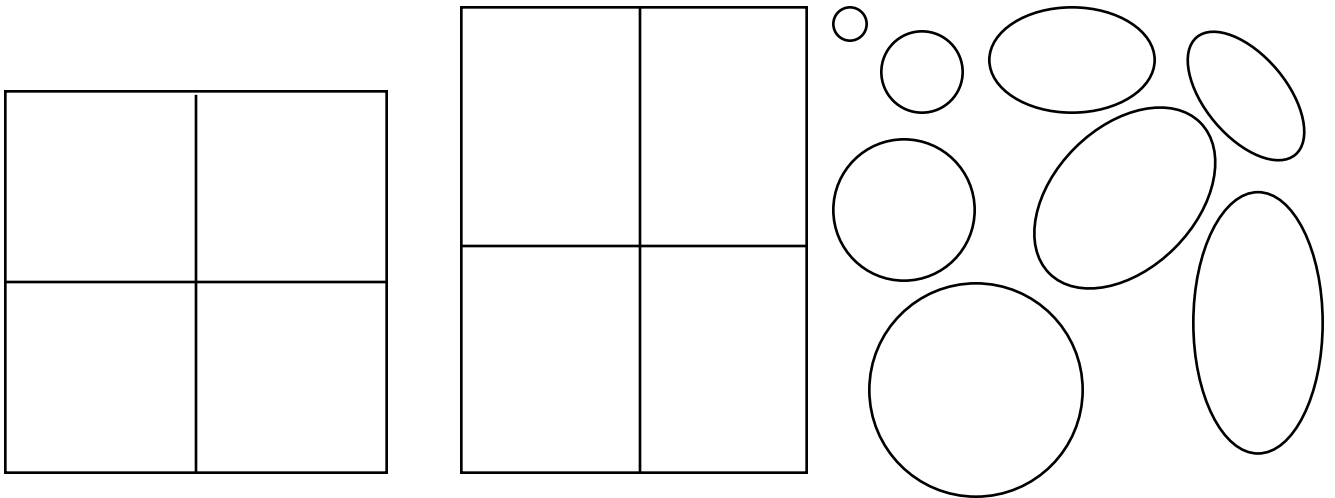
Here are two sharp pencils and a pencil sharpener.





Here are three erasers, three crayons, three markers, three pair of scissors, three bottles of glue, and three rulers.

Here are four squares, four rectangles, four circles, four ovals.



1. Hello, my name is Anna.
2. I'm glad to meet you.
3. Please take this.
4. Thank you.
5. Excuse me.

Here are five “telling” sentences (statements).

Here are six “asking” sentences (questions).


1. Who is she?
2. What is she doing?
3. Where is she going?
4. How will she get there?
5. When did she go?
6. Why does she want to go?

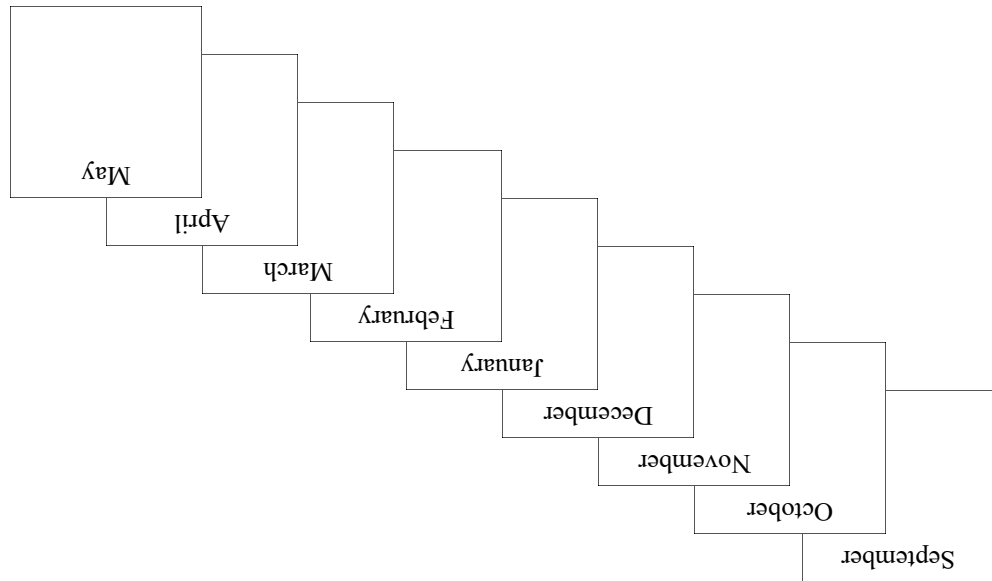
Seven minus (take away) five equals two.
 $7 - 5 = 2$

Sunday	Saturday	Friday	Thursday	Wednesday	Tuesday	Monday
--------	----------	--------	----------	-----------	---------	--------

There are seven days in a week,
 five are school days, two are the weekend.

Here are eight smart students.





Here are nine months of school.

one	two	three	four	five	six	seven	eight	nine	ten
1	2	3	4	5	6	7	8	9	10

Ten is the end of this book. Good-bye.

Instructions:

1. Fold each paper so that the words are on the outside.
2. Put the pages with the words right side up.
3. Arrange the pages in order.
4. Staple the pages together.